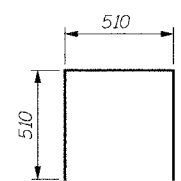


BILL OF MATERIAL

Bar	No.	Size	Length	Shape
h404(E)	25	#15	9.60 m	—
h406(E)	18	#15	5.80 m	—
h412(E)	7	#15	8.20 m	—
h413(E)	7	#15	10.10 m	—
h414(E)	18	#15	5.45 m	—
h415(E)	18	#15	8.90 m	—
u401(E)	180	#15	1.53 m	⊏
v416(E)	16	#15	4.30 m	—
v418(E)	28	#15	4.24 m	—
v419(E)	90	#15	0.92 m	—
v420(E)	30	#15	4.11 m	—
v421(E)	8	#15	5.18 m	—
Concrete Structures		Cu. M	49.2	
Reinforcement Bars, Epoxy Coated		kg	2,261	
Structure Excavation		Cu. M	22.5	
Permanent Steel Sheet Piling		Sq. M	336	
Pipe Handrail		Meter	54	

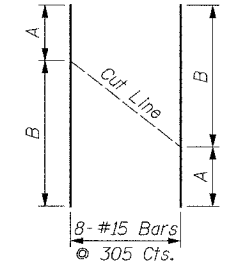


BAR u401(E)

Bar	Radius	Length
h406(E)	32.10 m	5.80 m
h412(E)	27.90 m	8.20 m
h413(E)	32.10 m	10.10 m
h414(E)	32.10 m	5.45 m
h415(E)	27.90 m	8.90 m

BAR h406(E) AND h412(E) THRU h415(E)

Bar	A	B
v421(E)	0.87 m	4.31 m



BAR v421(E)

Order bars full length
Cut in field as shown

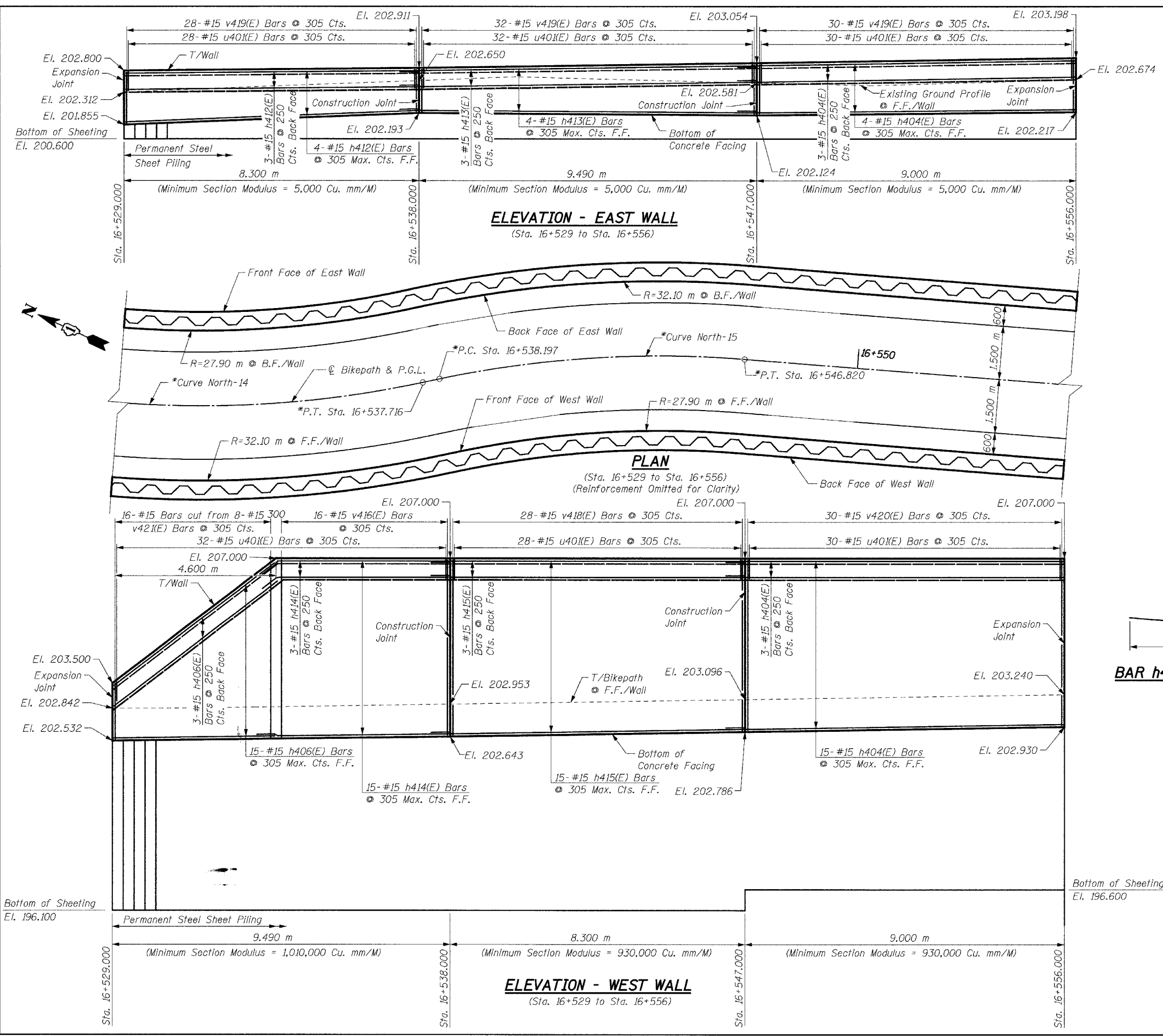
***NOTE:**

For horizontal curve and alignment information, see Plan & Profile drawings.

NOTES:

See Sheet S16 for Notes.

SHEET S20 of S28



REVISIONS		NAME	DATE
NO.	DESCRIPTION		

URS
1701 GOLF ROAD, SUITE 1000
ROLLING MEADOWS, IL 60008

TEL (847) 228-0707
FAX (847) 228-1115

**VILLAGE OF ADDISON
SALT CREEK GREENWAY TRAIL
RET. WALL STA. 16+529 TO 16+556
PLAN & ELEVATION**

DATE: 11/03/04
DESIGNED BY: MDS

DRAWN BY: MDS
CHECKED BY: GAT