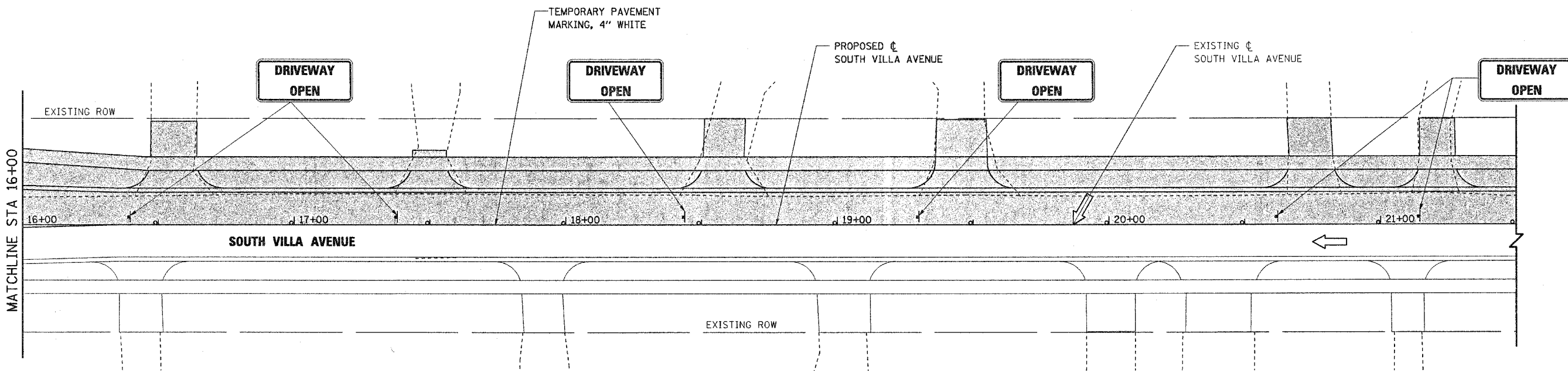
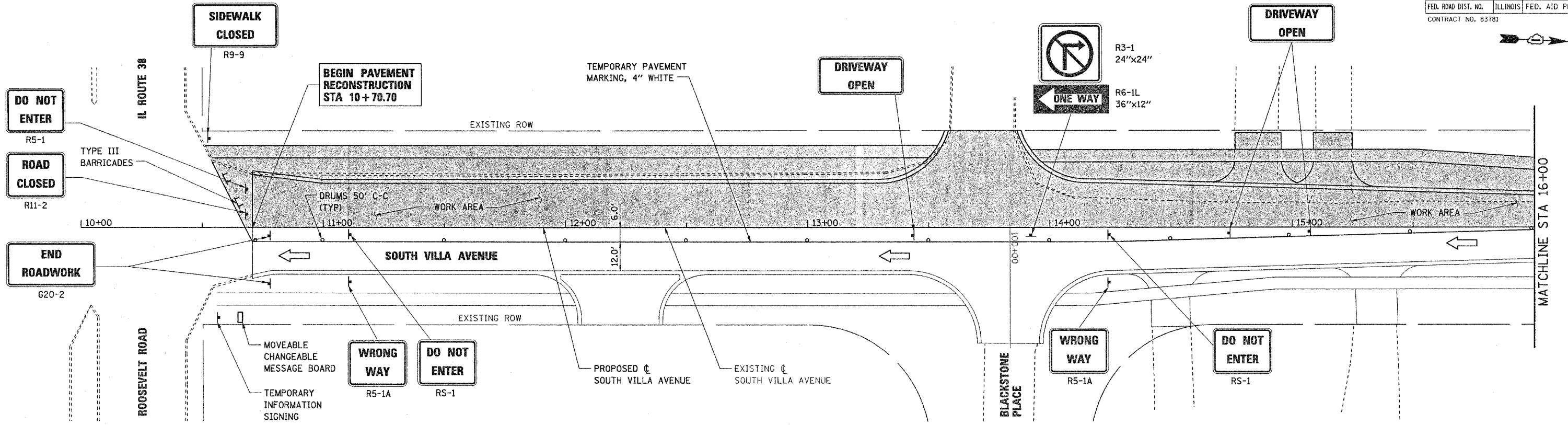


F.A.U. RTE.	SECTION	COUNTY	TOTAL SHEETS	SHEET NO.
2652	00-00069-00-PV	DUPAGE	146	32
STA. 10+70.70		TO STA. 66+16.00		
FED. ROAD DIST. NO.	ILLINOIS	FED. AID PROJECT		
CONTRACT NO. 83781				

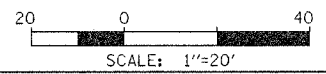
PLAN	SURVEYED	DATE
NOTE BOOK	ALIGNED CHECKED	
	PT. OF WAY CHECKED	
	NO. 1	
	NO. 2	
	NO. 3	
	NO. 4	
	NO. 5	
	NO. 6	
	NO. 7	
	NO. 8	
	NO. 9	
	NO. 10	

PROFILE	SURVEYED	DATE
NOTE BOOK	GRADES CHECKED	
	BLM. NOTED	
	STRUCTURE NOTATIONS C/P/D	
	NO. 1	
	NO. 2	
	NO. 3	
	NO. 4	
	NO. 5	
	NO. 6	
	NO. 7	
	NO. 8	
	NO. 9	
	NO. 10	



- LEGEND**
- ⇨ TRAFFIC FLOW DIRECTION
  - DRUMS WITH STEADY BURN LIGHTS
  - VERTICAL PANELS WITH STEADY BURN LIGHTS
  - TT TYPE III BARRICADES WITH TWO STEADY BURN LIGHTS
  - ⊥ TRAFFIC CONTROL SIGNS
  - ▨ WORK AREA

- NOTES:**
1. SEE ALSO TEMPORARY ONE WAY DETOUR PLAN FOR ADDITIONAL SIGNING DETAILS.
  2. THE CONTRACTOR SHALL PLACE ONE (1) TEMPORARY DRIVEWAY SIGN AT EACH DRIVEWAY LOCATION.
  3. THE CONTRACTOR SHALL PLACE THE FOLLOWING SIGNS AT ALL INTERSECTIONS AS DIRECTED BY THE ENGINEER:
    - R3-1
    - R3-2
    - R6-1L
    - R6-1R
    - R5-1A
    - R9-9



REVISIONS	
NAME	DATE

VILLAGE OF VILLA PARK, ILLINOIS

**SUGGESTED MAINTENANCE OF TRAFFIC**

**SOUTH VILLA AVENUE**

**STAGE 2**

**SHEET 8 OF 10**

SCALE: 1"=20'

DATE: 11-NOV-2004

DRAWN BY: E.D.

CHECKED BY: J.T.G.