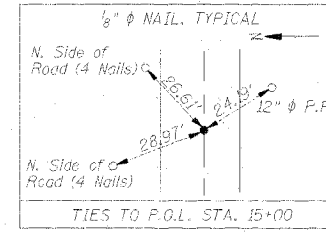



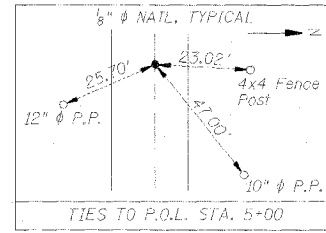
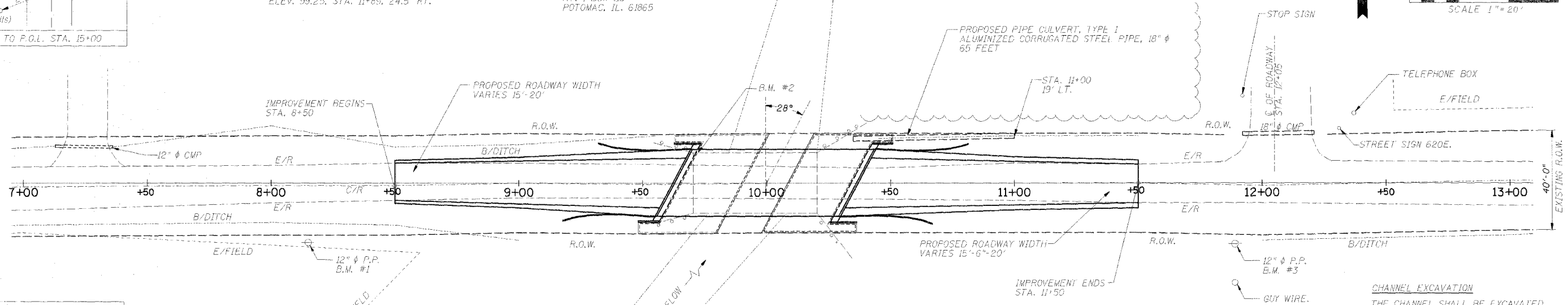
ROUTE NO.	SHEET NO.	COUNTY	TOTAL SHEETS	SHEET NO.
TR135	*	Vermilion	8	3



- BM #1 - TOP OF RAILROAD SPIKE IN 12" ϕ P.P. ELEV. 98.54, STA. 8+15, 23' RT.
- BM #2 - CHISELED "X" IN TOP OF N. CURB, W. END ELEV. 100.33, EXISTING BRIDGE.
- BM #3 - TOP OF RAILROAD SPIKE IN 12" ϕ P.P. ELEV. 99.25, STA. 11+89, 24.5' RT.

GENE & JEANNIE GLINES
RT. 1 BOX 116
POTOMAC, IL. 61865

SW 1/4, SEC. 21, T 21 N., R. 13 W., 2nd P.M.



UTILITIES
CALL J.U.L.I.E. 1-800-892-0123
THE CONTRACTOR SHALL COORDINATE THE RELOCATION OF ANY UTILITIES WITH THE UTILITY COMPANY WHERE THEY CONFLICT WITH THE PROPOSED IMPROVEMENTS.

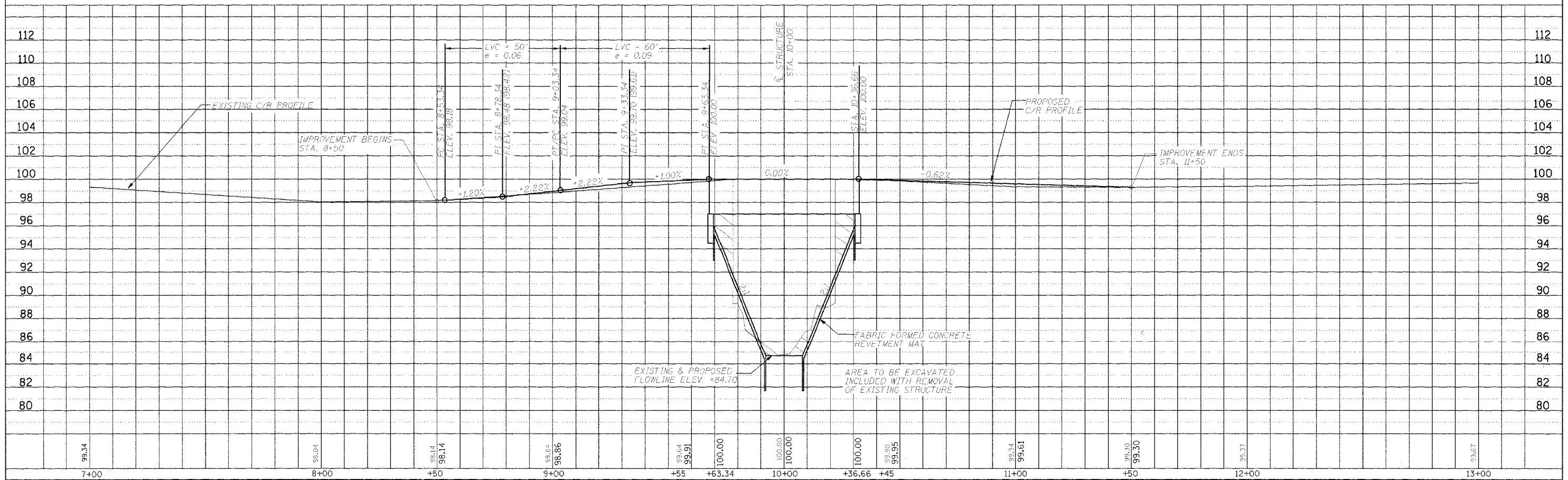
HAMILTON FARMS COMPANY
AGRICULTURE FARM MANAGEMENT
2001 KANKAKEE
CHAMPAIGN, IL. 61821

NW 1/4, SEC. 28, T 21 N., R. 13 W., 2nd P.M.

CHANNEL EXCAVATION
THE CHANNEL SHALL BE EXCAVATED AS SHOWN WITH 2:1 SLOPES WITHIN THE EXISTING RIGHT OF WAY. SUITABLE EXCAVATED MATERIALS TO BE USED IN THE EMBANKMENTS

EXISTING STRUCTURE DESCRIPTION
EXISTING STRUCTURE IS A SINGLE SPAN PRECAST PRESTRESSED CONCRETE DECK BEAM BRIDGE ON CLOSED TIMBER ABUTMENTS WITH TIMBER WING WALLS 50' LONG & 24'-4" WIDE.

REMOVAL OF EXISTING STRUCTURE = 1 EACH



PLAN & PROFILE STA. 7+00 TO STA. 13+00