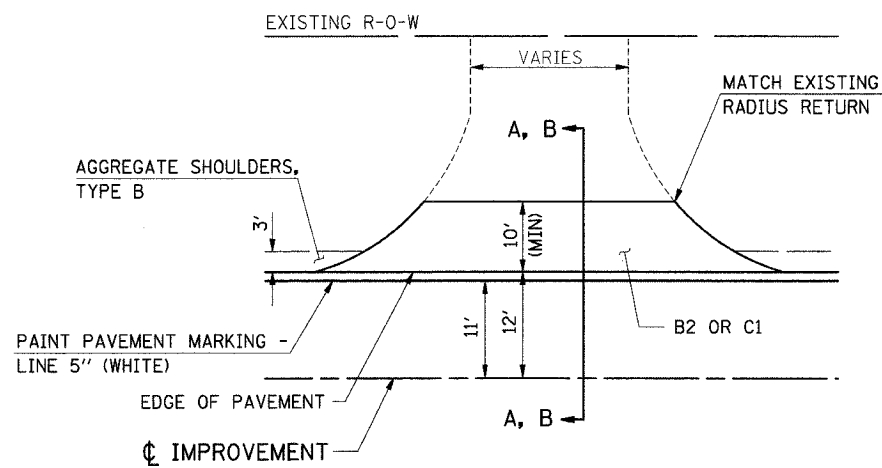
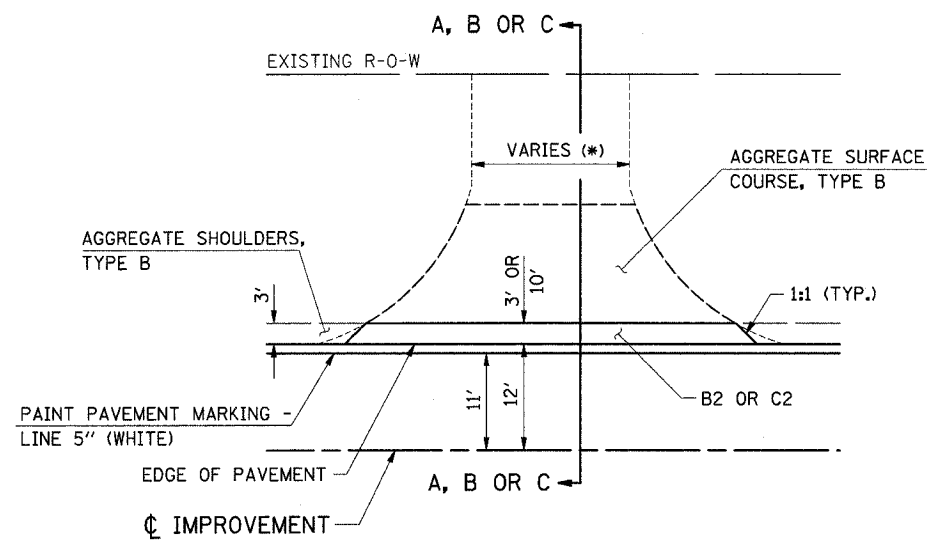


F.A.S. RTE.	SECTION	COUNTY	TOTAL SHEETS	SHEET NO.
601	(*)	PIKE	51	36
STA.		TO STA.		
FED. ROAD DIST. NO.		ILLINOIS FED. AID PROJECT		
(*) 02-00077-00-RS				

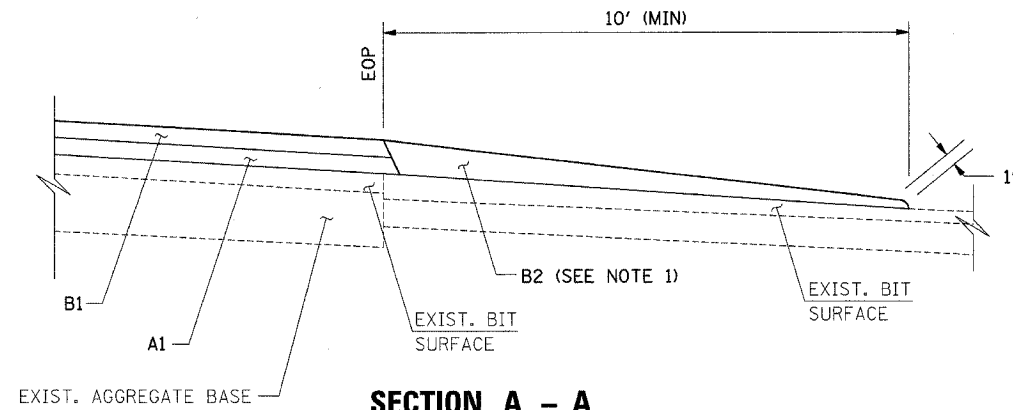


SIDE ROAD / CE



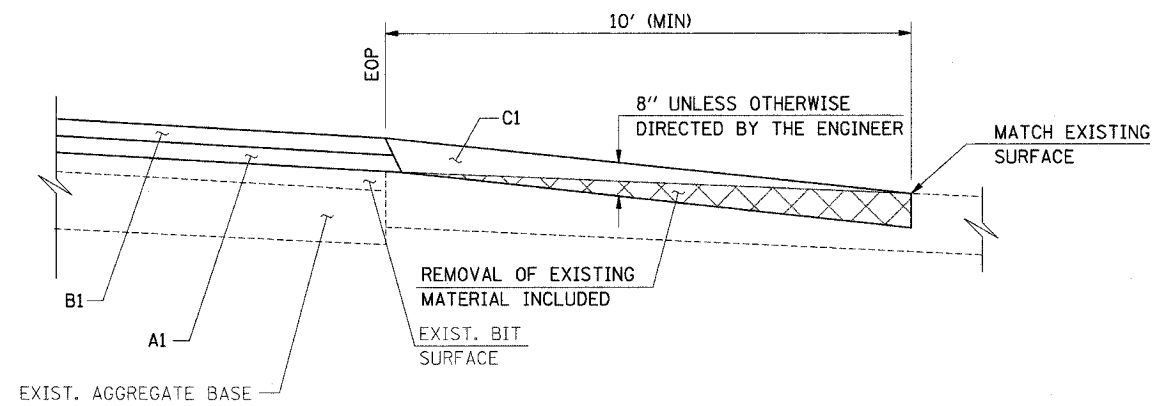
ENTRANCE

(*) PE = 12' MIN



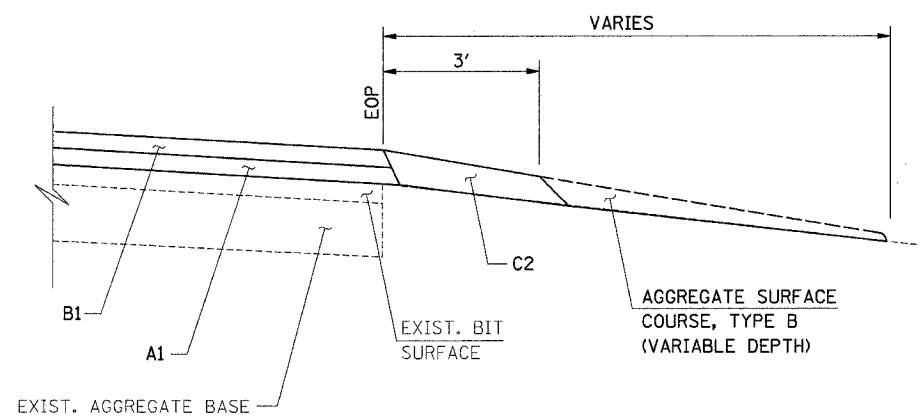
SECTION A - A

- BITUMINOUS ENTRANCE
- BITUMINOUS SIDE ROAD



SECTION B - B

- AGGREGATE SIDE ROAD OR CE
- OIL & CHIP SIDE ROAD OR CE



SECTION C - C

- AGGREGATE, OIL & CHIP, OR GRASS PE

NOTES:

1. SCRATCH PROPOSED SURFACE MATERIAL AS SHOWN; DO NOT CUT A BUTT-JOINT.
2. REFER TO THE SCHEDULE OF QUANTITIES FOR SIDE ROAD AND ENTRANCE LOCATIONS.

LEGEND

MATERIAL	DEPTH	1	2
A	BIT. CONC. BINDER CSE., SUPERPAVE, N50	1 1/2"	---
B	BIT. CONC. SURFACE CSE., SUPERPAVE, "MIX. C", N50	1 1/2"	VARIABLE DEPTH
C	INCIDENTAL BITUMINOUS SURFACING, SUPERPAVE	8"	4"

ie INTERNATIONAL ENGINEERING CONSULTANTS, INC.
6420 SOUTH SIXTH STREET
SPRINGFIELD, ILLINOIS 62707
TEL. (217) 528-8027
FAX (217) 528-4543
IESPRINGFIELD@IE-CONSULTANTS.COM
WWW.IE-CONSULTANTS.COM

ENTRANCE DETAILS

DRAWN BY:	CHECKED BY:	DATE:	PROJECT:
RG	CMS	12-10-03	S03012