








LEGEND	
	EXISTING GRADE
	PROPOSED SUB-GRADE MINE REFUSE TREATMENT-LIMESTONE
	PROPOSED GRADE
	EARTH CUT - EC (SQ. FT.)
	EARTH FILL - EF (SQ. FT.)
	MINE REFUSE CUT - MRC (SQ. FT.)
	MINE REFUSE FILL - MRF (SQ. FT.)

