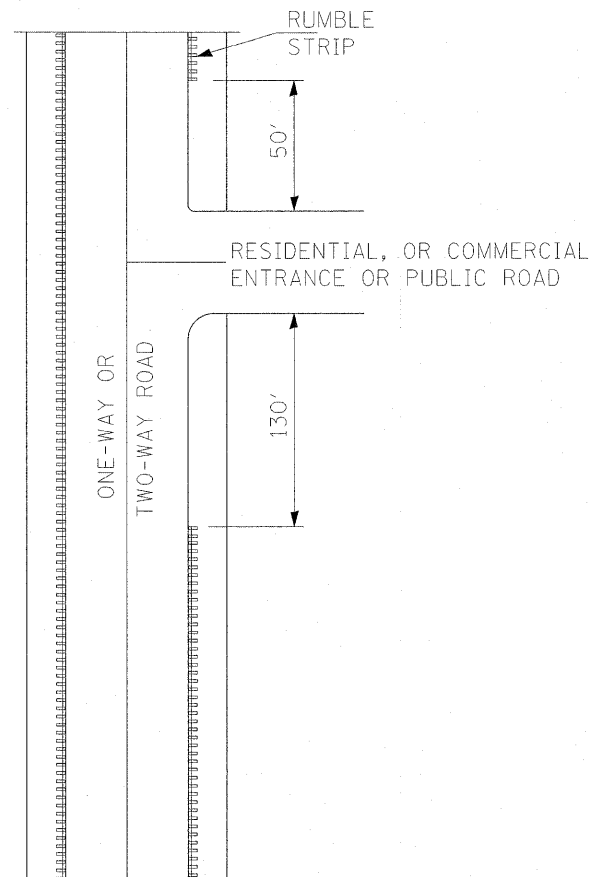
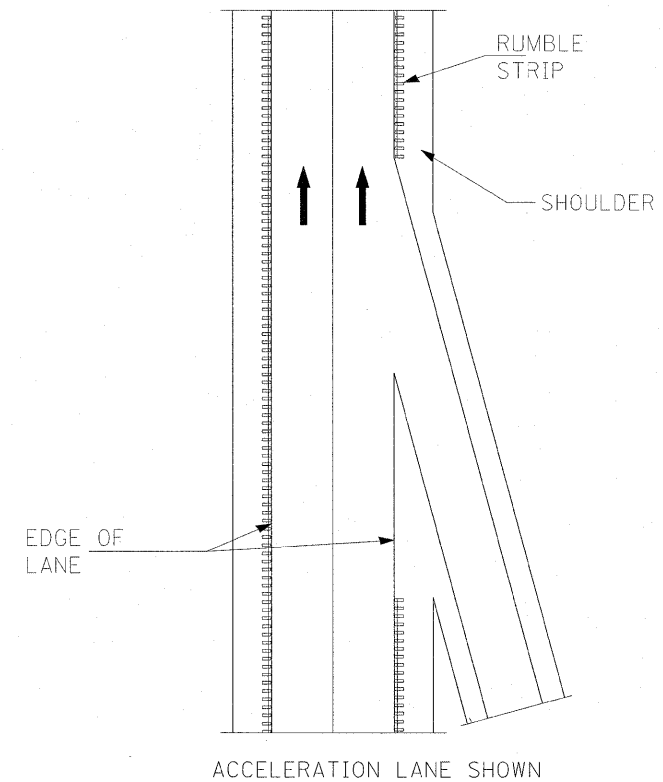


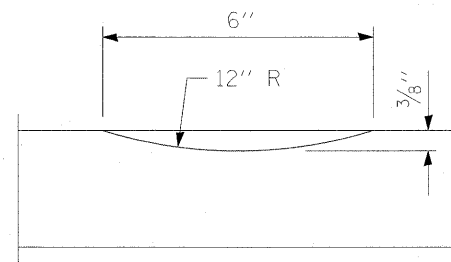
RUMBLE STRIPE
EXPRESSWAY DIVIDED



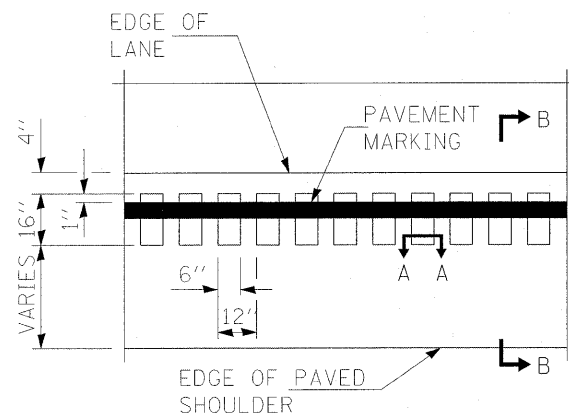
RUMBLE STRIPE
INTERSECTIONS



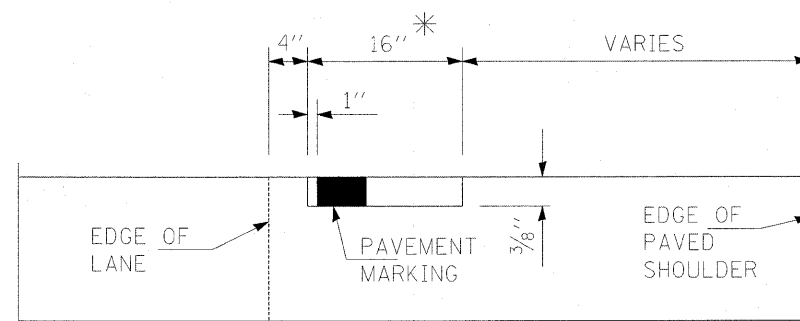
RUMBLE STRIPE
ACCELERATION OR DECELERATION LANE



SECTION A-A



PLAN FOR RUMBLE STRIPE



SECTION B-B

GENERAL NOTES

ON PORTLAND CEMENT CONCRETE SHOULDERS, NO SHOULDER RUMBLE STRIPE SHALL BE LOCATED CLOSER THAN 150 mm (6") TO A TRANSVERSE JOINT.

OMIT SHOULDER RUMBLE STRIPE ACROSS STRUCTURES.

SHOULDER RUMBLE STRIPES TO BE PAID FOR AS SHOULDER RUMBLE STRIPE AND THERMOPLASTIC PAVEMENT MARKING - LINE 4"

* 8" WIDE RUMBLE STRIPES TO BE INSTALLED AT LOCATIONS ADJACENT TO GUARDRAIL W. HMA SHOULDERS < 3'

FILE NAME =	USER NAME = qureshiya	DESIGNED -	REVISED -	STATE OF ILLINOIS DEPARTMENT OF TRANSPORTATION	SHOULDER RUMBLE STRIPE FOR NON-FREEWAY			F.A.P. R.T.E.	SECTION	COUNTY	TOTAL SHEETS	SHEET NO.
c:\pwork\pavidot\qureshiya\d0212316\0123609-sht-plan.dgn		DRAWN -	REVISED -					•	2010-133-1	WILL	54	54
PLOT SCALE = 50.0000 / / IN.		CHECKED -	REVISED -		• 846/357	CONTRACT NO. 60F75						
PLOT DATE = 10/26/2010		DATE -	REVISED -		SCALE:	SHEET NO.	OF SHEETS	STA.	TO STA.	ILLINOIS FED. AID PROJECT		