

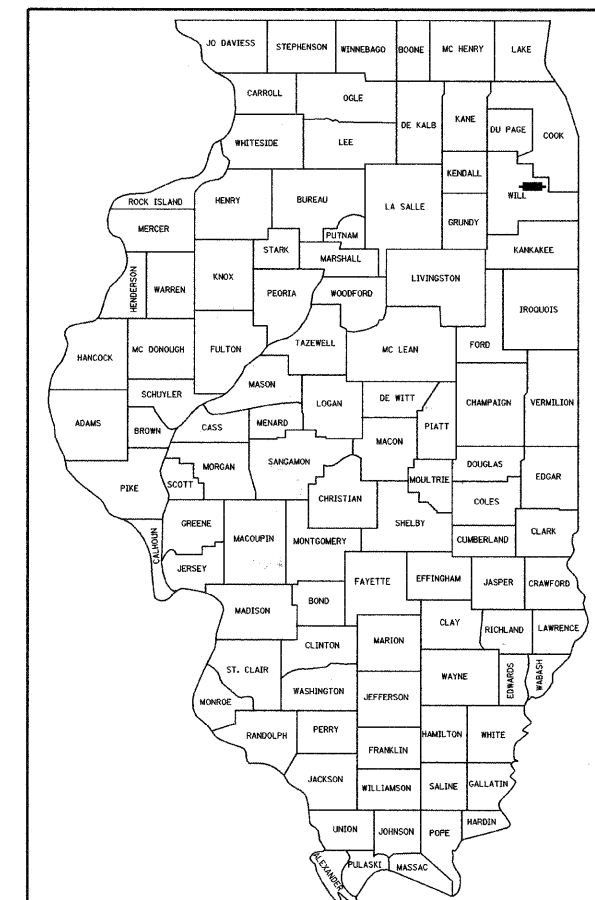
STATE OF ILLINOIS  
DEPARTMENT OF TRANSPORTATION  
DIVISION OF HIGHWAYS

**PROPOSED  
HIGHWAY PLANS**

F.A.I. ROUTE 80 (INTERSTATE 80)  
SECTION 99-5-Y  
PROJECT: ACIM-080-4(191)141  
U.S. ROUTE 30 TO NORFOLK SOUTHERN RAILROAD  
ADDITIONAL LANES, SIGNING & SURVEILLANCE  
WILL COUNTY  
C-91-046-10

F.A.I. RTE.	SECTION	COUNTY	TOTAL SHEETS	SHEET NO.
80	99-5-Y	WILL	276	1
ILLINOIS CONTRACT NO. 60147			* + 2 = 280	

D-91-046-10



LOCATION OF SECTION INDICATED THUS: - ■ -

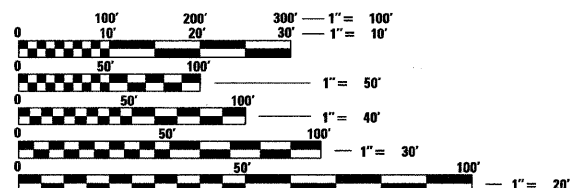
FOR INDEX OF SHEETS, SEE SHEET NO. 2

**TRAFFIC DATA**

ADT (2008)	
US ROUTE 30 TO I-355	= 80,500
I-355 TO US ROUTE 45	= 80,500
ADT (2030):	
US ROUTE 30 TO I-355	= 121,000
I-355 TO US ROUTE 45	= 125,000
POSTED SPEED	= 65 mph

PROJECT LOCATED IN THE VILLAGE OF NEW LENOX

CONSULTANT PROJECT MANAGER - KIM HARVEY, (847) 705-4055, DISTRICT 1



FULL SIZE PLANS HAVE BEEN PREPARED USING STANDARD ENGINEERING SCALES. REDUCED SIZED PLANS WILL NOT CONFORM TO STANDARD SCALES. IN MAKING MEASUREMENTS ON REDUCED PLANS, THE ABOVE SCALES MAY BE USED.


J.U.L.I.E.  
JOINT UTILITY LOCATION INFORMATION FOR EXCAVATION  
1-800-892-0123  
OR 811

PROJECT ENGINEER: SUNG BYUN  
PROJECT MANAGER: KIM HARVEY

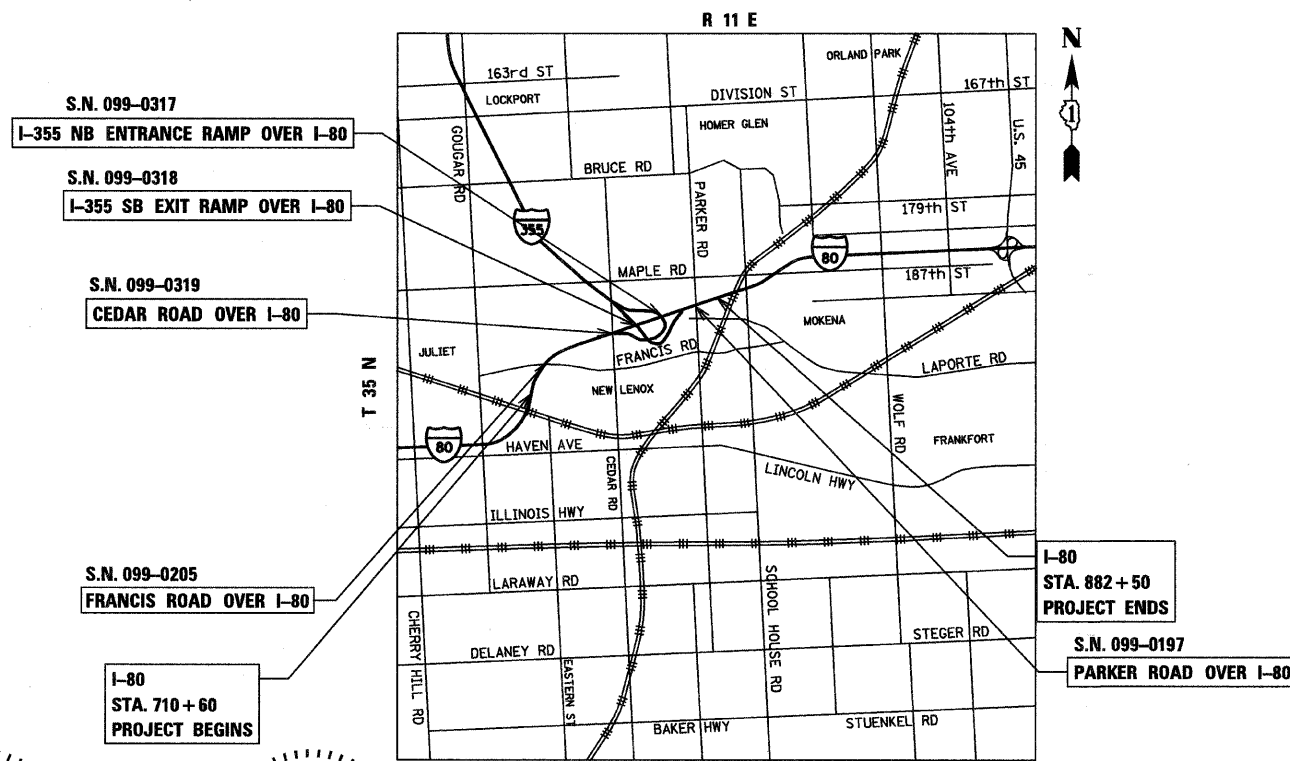
CONTRACT NO. 60147



DATE: 10/20/2010  
SEAL EXPIRES: 11/30/2011



DATE: 10/20/2010  
SEAL EXPIRES: 11/30/2011  
SHEETS: 98 - 123  
127 - 135



LOCATION MAP  
NOT TO SCALE

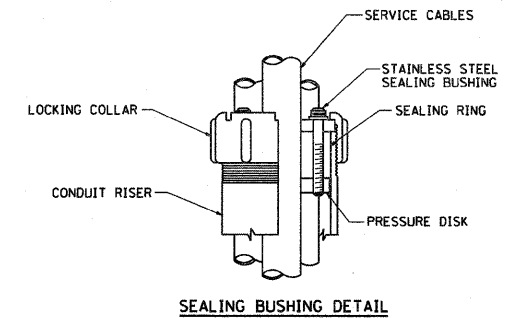
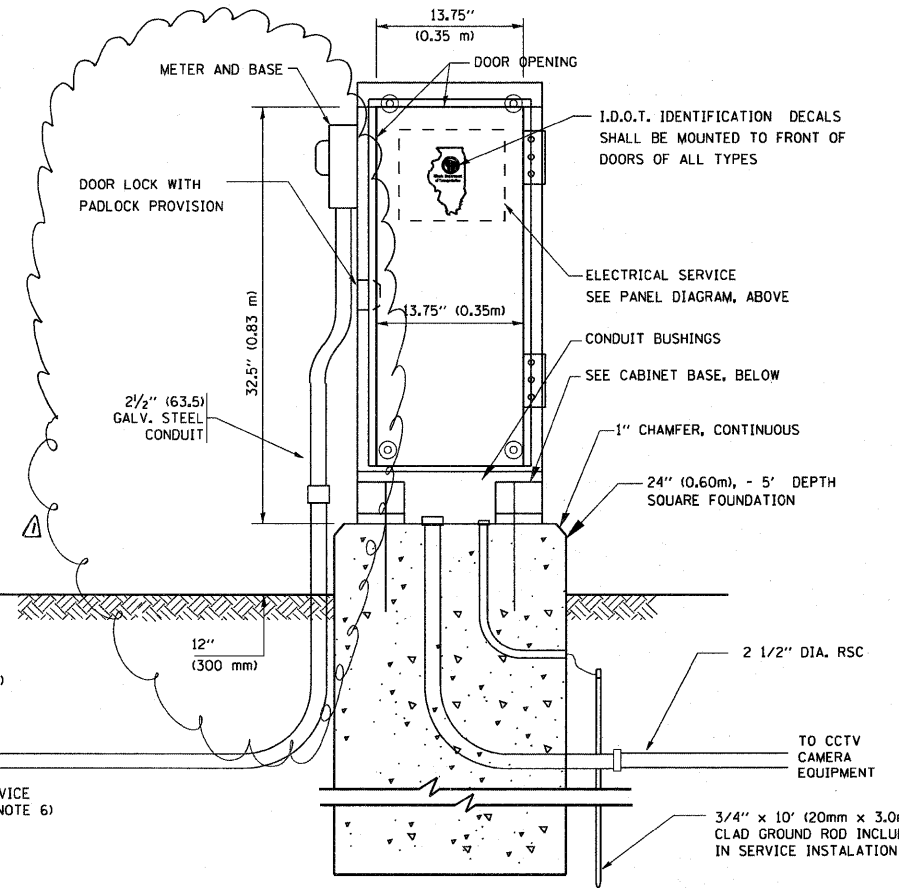
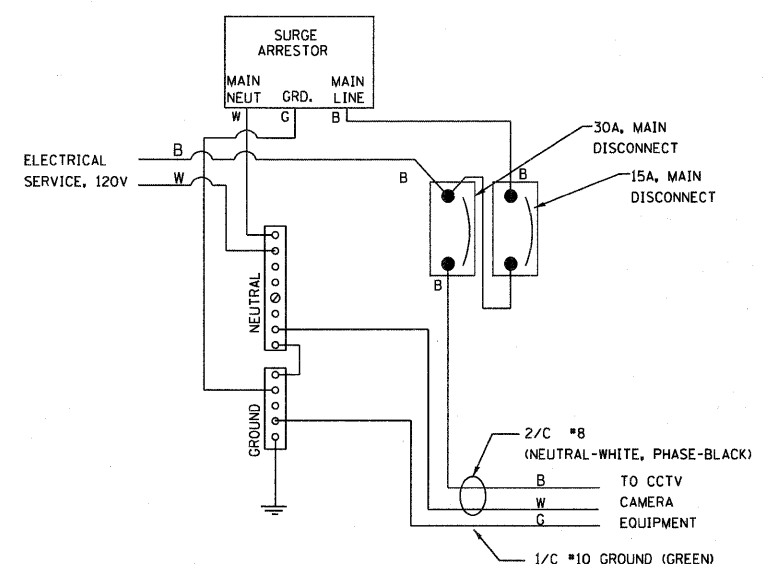
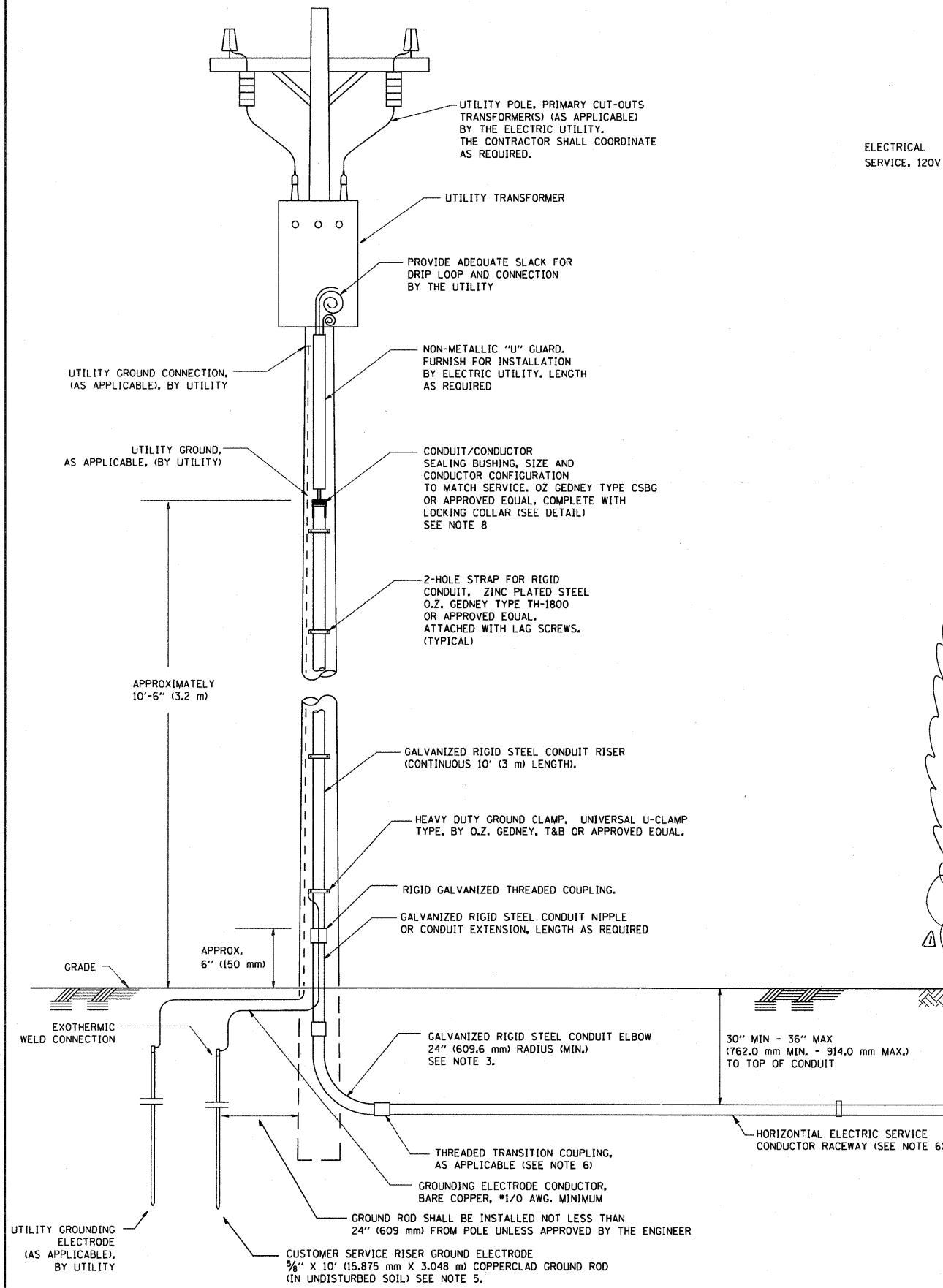
GROSS LENGTH = 17,190 FT. = 3.26 MILE  
NET LENGTH = 17,190 FT. = 3.26 MILE

**Ciorba Group, Inc.**  
DESIGN FIRM  
REGISTRATION NUMBER  
184-001016  
CONSULTING ENGINEERS  
SUITE 402, 5507 NORTH CUMBERLAND AVE  
CHICAGO, ILLINOIS 60656 ☎ (773) 775-4009

STATE OF ILLINOIS  
DEPARTMENT OF TRANSPORTATION  
DIVISION OF HIGHWAYS

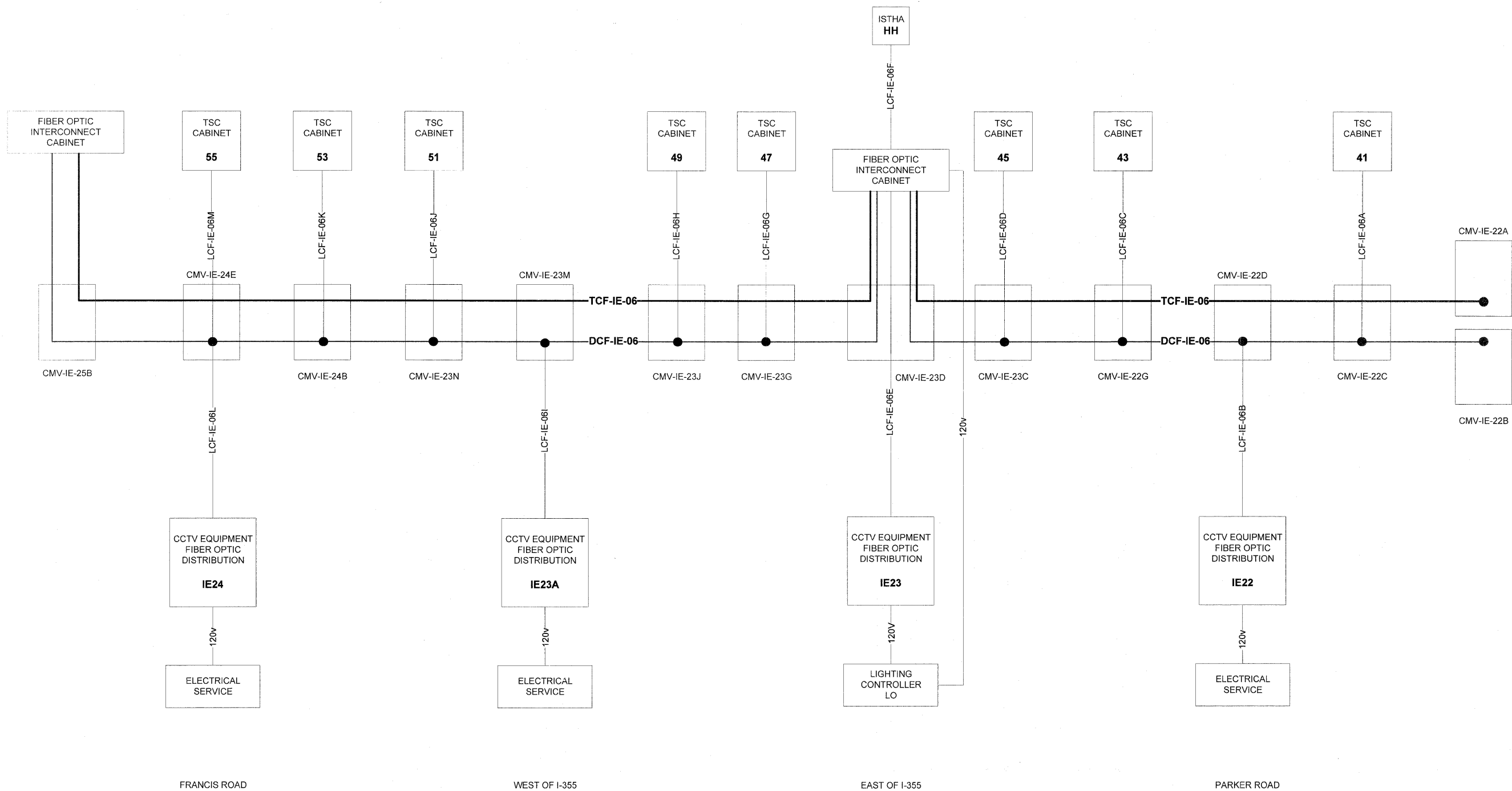
SUBMITTED OCTOBER 22, 2010  
Diana M O'Keefe DEPUTY DIRECTOR OF HIGHWAYS, REGION ENGINEER  
December 10, 2010  
Scott E. Stitt, P.E. acting ENGINEER OF DESIGN AND ENVIRONMENT  
December 10, 2010  
Christine M. Reed DIRECTOR OF HIGHWAYS, CHIEF ENGINEER

Rev. 1-3-11  
**PRINTED BY THE AUTHORITY  
OF THE STATE OF ILLINOIS**



- NOTES**
- SERVICE VOLTAGE SHALL BE AS INDICATED ELSEWHERE IN THE DRAWINGS.
  - UNLESS OTHERWISE INDICATED, ITEMS AND WORK SHALL BE INCLUDED AND PAID AS PART OF THE ELECTRIC UTILITY SERVICE INSTALLATION PAY ITEM.
  - CONDUIT AND CONNECTOR DIAMETER SHALL MATCH THE DIAMETER OF THE SERVICE CONDUCTOR RACEWAY AS INDICATED ON THE PLANS.
  - THE CONTRACTOR SHALL OBTAIN INSPECTION AND APPROVAL BY THE ENGINEER OF SERVICE RISER GROUND ELECTRODE, RISER ELBOW, NIPPLE AND CONNECTION TO SERVICE CONDUCTOR RACEWAY EXTENSION BEFORE BACKFILL AND SHALL ALSO OBTAIN INSPECTION OF SERVICE RISER AND SEALING BUSHING BEFORE UTILITY "U" GUARD INSTALLATION AND SERVICE CONNECTION.
  - THE HORIZONTAL ELECTRIC SERVICE CONDUCTOR RACEWAY SHALL BE AS INDICATED AND SHALL BE MEASURED SEPARATELY FOR PAYMENT. WHEN THE RACEWAY IS PVC-COATED RIGID GALVANIZED STEEL, THE COUPLING SHALL BE THE SAME. WHEN THE RACEWAY IS PVC CONDUIT (IN CONCRETE), THE COUPLING SHALL BE A METALLIC TO NON METALLIC ADAPTER. WHEN THE RACEWAY IS ENCASED IN CONCRETE, THE CONCRETE SHALL EXTEND TO COVER THE COUPLING.
  - PLANS AND DETAILS INDICATE THE GENERAL NATURE AND REQUIREMENTS. THEY DO NOT SHOW EVERY ACCESSORY AND ATTACHMENT, AND THEY DO NOT RELIEVE THE CONTRACTOR OF THE REQUIREMENTS OF THE SPECIFICATIONS AND SPECIAL PROVISIONS TO ASCERTAIN UTILITY REQUIREMENTS AND TO COORDINATE ACCORDINGLY, FURNISHING ALL ITEMS AND WORK NOT PROVIDED BY THE UTILITY, BUT NECESSARY FOR A COMPLETE SERVICE INSTALLATION IS REQUIRED AND SHALL BE INCLUDED IN THE ELECTRIC UTILITY SERVICE INSTALLATION PAY ITEM.
  - THE CONTRACTOR SHALL SCHEDULE THE WORK SUCH THAT THE ENGINEER SHALL WITNESS THE INSTALLATION OF THE RISER SEALING BUSHING AND GROUND ROD EXOTHERMIC WELDS. THE CONTRACTOR SHALL OBTAIN A CERTIFICATION SIGNED BY THE ENGINEER THAT THIS WORK WAS WITNESSED.

FILE NAME =	USER NAME = #USER#	DESIGNED -	REVISED - 12/22/10	<b>STATE OF ILLINOIS DEPARTMENT OF TRANSPORTATION</b>	<b>ELECTRIC SERVICE INSTALLATION SERVICE INSTALLATION - GROUND MOUNTED</b>		F.A. RTE. 80	SECTION 99-5-Y	COUNTY WILL	TOTAL SHEETS 277	SHEET NO. 173
#FILE#	PLOT SCALE = #SCALE#	CHECKED - MEA	REVISED -		SCALE: NONE	SHEET NO. 1 OF 1 SHEETS	STA. TO STA.	<b>BE-240</b>		CONTRACT NO. 60147	
	PLOT DATE = #DATE#	DATE -	REVISED -		FED. ROAD DIST. NO. 1 (ILLINOIS) FED. AID PROJECT						



FRANCIS ROAD

ITEM	ADDRESS
MEDIA CONV	192. _____
CODEC	192. _____
CAMERA	_____

WEST OF I-355

ITEM	ADDRESS
MEDIA CONV	192. _____
CODEC	192. _____
CAMERA	_____

EAST OF I-355

ITEM	ADDRESS
MEDIA CONV	192. _____
CODEC	192. _____
CAMERA	_____

PARKER ROAD

ITEM	ADDRESS
MEDIA CONV	192. _____
CODEC	192. _____
CAMERA	_____

FILE NAME	USER NAME	DESIGNED	REVISED
		DRAWN	REVISED
	PLOT SCALE	CHECKED	REVISED
	PLOT DATE	DATE	REVISED

**STATE OF ILLINOIS  
DEPARTMENT OF TRANSPORTATION**

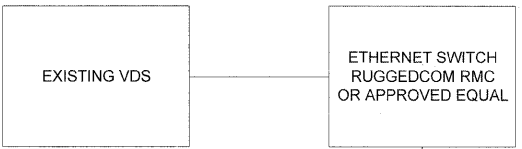
**FIBER OPTIC CABLE  
SINGLE LINE DIAGRAM**

SCALE: NONE SHEET NO. \_\_\_ OF \_\_\_ SHEETS STA. \_\_\_\_\_ TO STA. \_\_\_\_\_

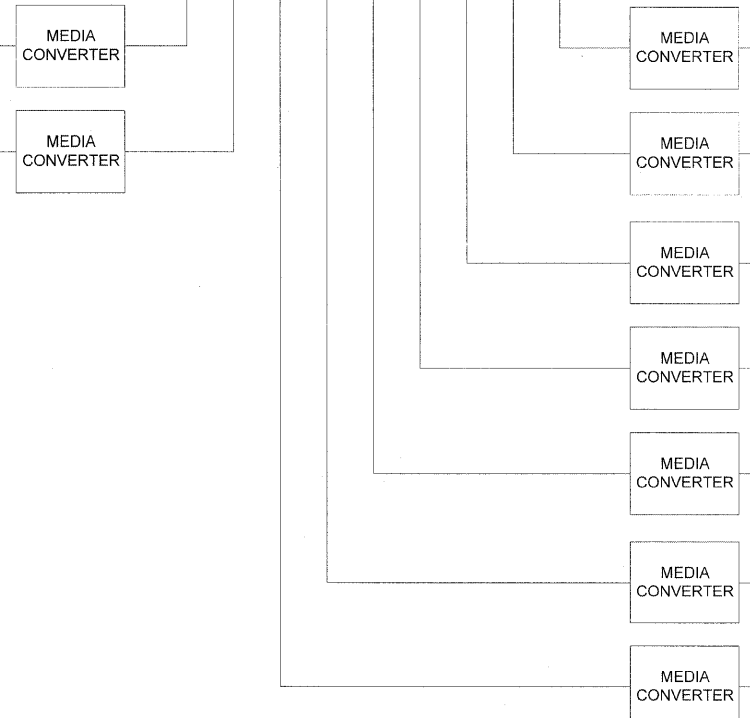
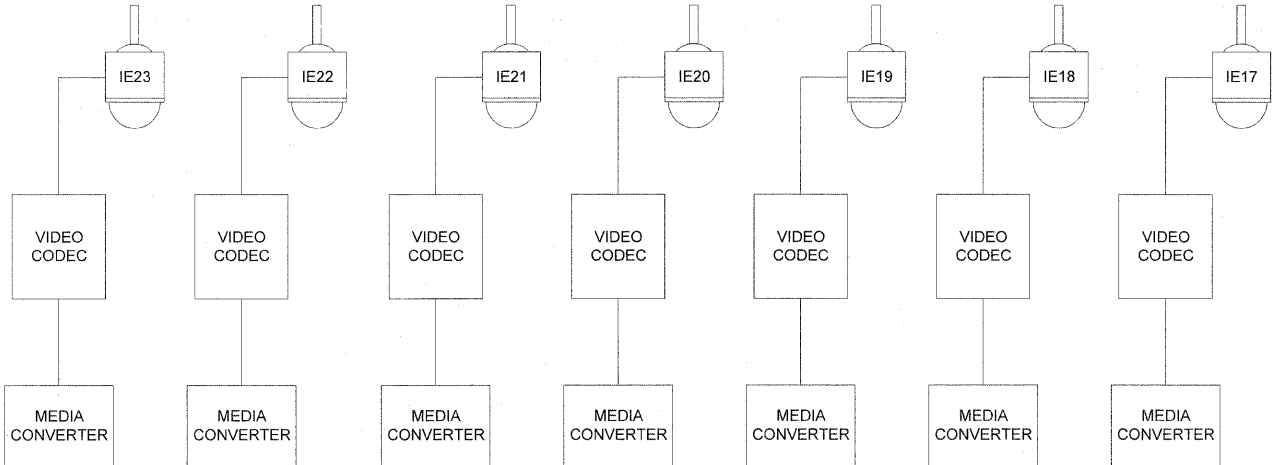
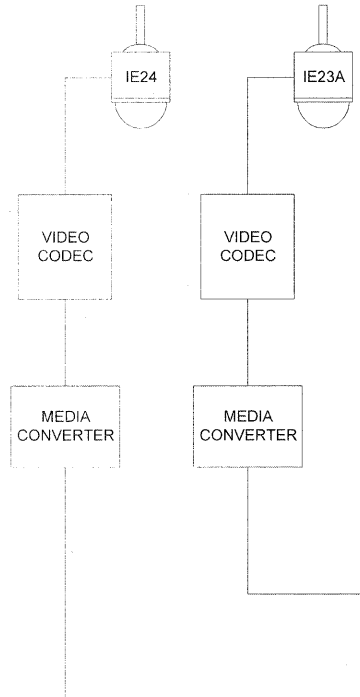
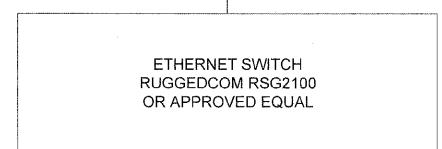
*Added Sheet 1-3-11*

F.A. RTE.	SECTION	COUNTY	TOTAL SHEETS	SHEET NO.
FAI 80	99-5-Y	WILL	277	176A
CONTRACT NO.			60147	
ILLINOIS FED. AID PROJECT				

DISTRICT 1 HEADQUARTERS - SCHAUMBURG



FIBER OPTIC INTERCONNECT CABINET



FILE NAME	USER NAME	DESIGNED	REVISED
		DRAWN	REVISED
	PLOT SCALE	CHECKED	REVISED
	PLOT DATE	DATE	REVISED

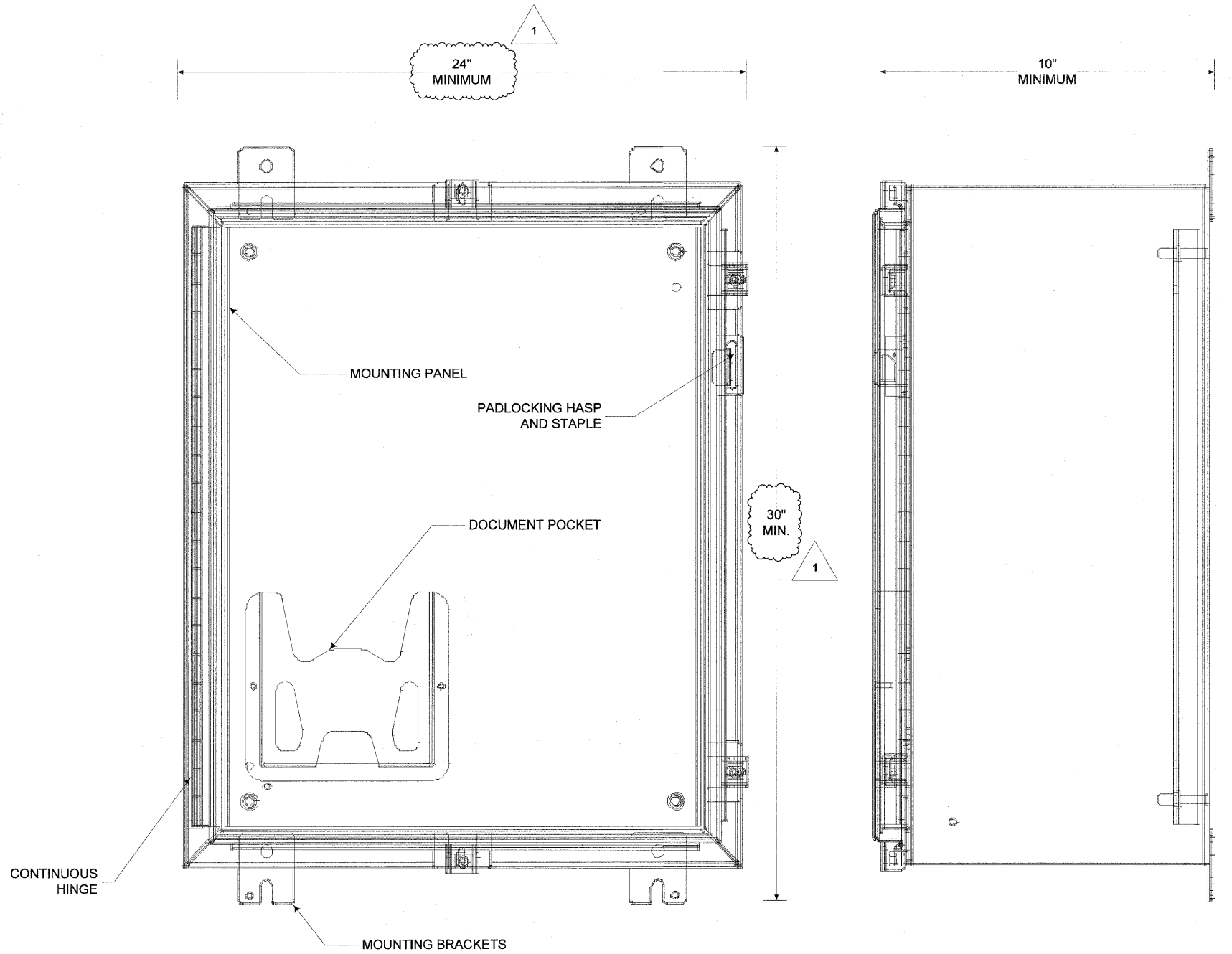
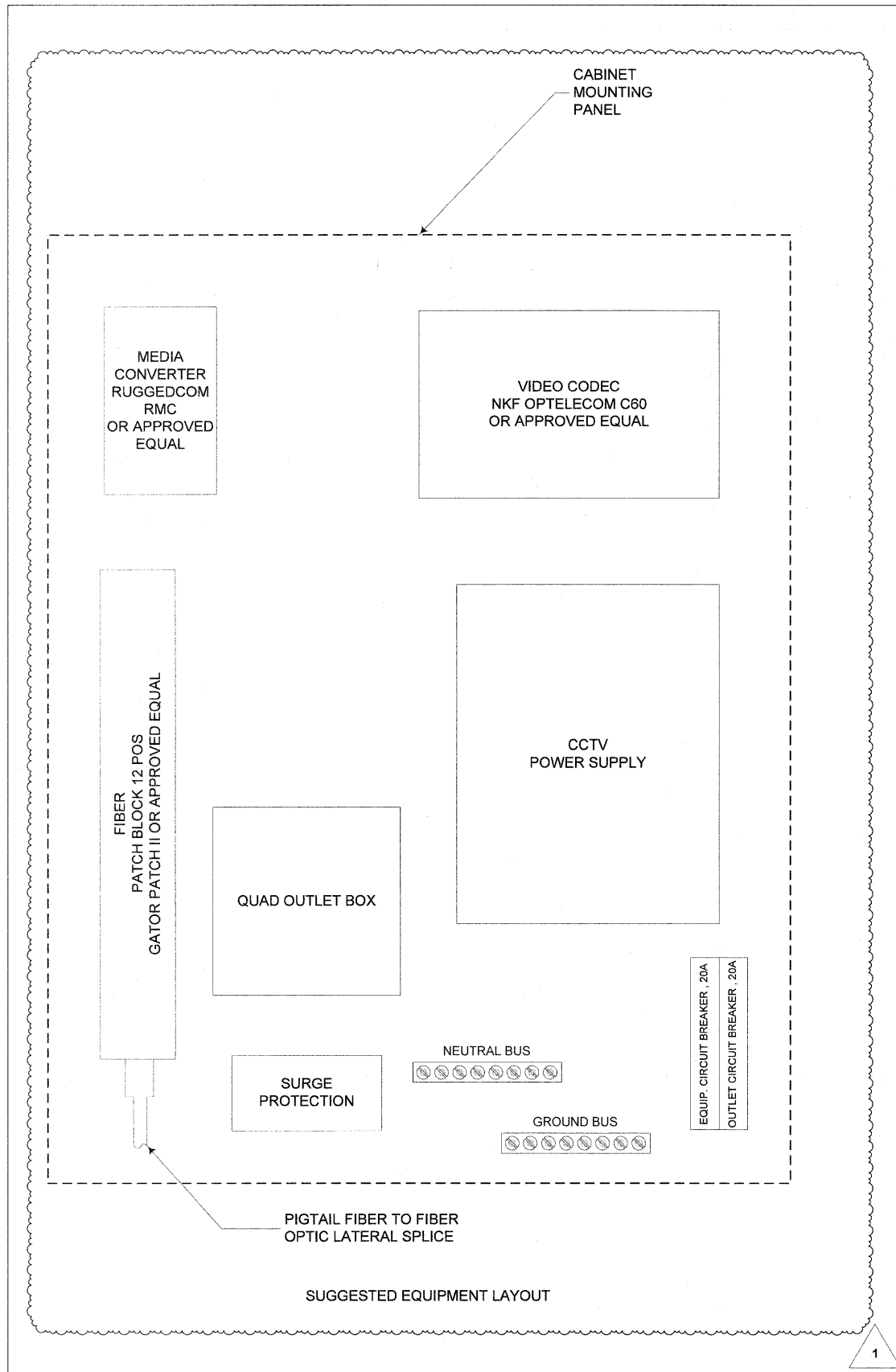
STATE OF ILLINOIS  
DEPARTMENT OF TRANSPORTATION

CCTV SYSTEM  
DIAGRAM

SCALE: NONE SHEET NO. \_\_\_ OF \_\_\_ SHEETS STA. \_\_\_\_\_ TO STA. \_\_\_\_\_

F.A. RTE.	SECTION	COUNTY	TOTAL SHEETS	SHEET NO.
FAI 80	89-5-Y	WILL	277	176B
CONTRACT NO.			60147	
ILLINOIS FED. AID PROJECT				

*Added Sheet 1-3-11*



FILE NAME	USER NAME	DESIGNED	REVISED 12/22/10
		DRAWN	REVISED
	PLOT SCALE	CHECKED	REVISED
	PLOT DATE	DATE	REVISED

**STATE OF ILLINOIS  
DEPARTMENT OF TRANSPORTATION**

**CCTV EQUIPMENT CABINET  
FIBER OPTIC DISTRIBUTION**

SCALE: NONE SHEET NO. \_\_\_ OF \_\_\_ SHEETS STA. \_\_\_\_\_ TO STA. \_\_\_\_\_

F.A. RTE.	SECTION	COUNTY	TOTAL SHEETS	SHEET NO.
FAI 80	99-5-Y	WILL	277	183
CONTRACT NO.			80147	
ILLINOIS FED. AID PROJECT				

Rev. 1-3-11