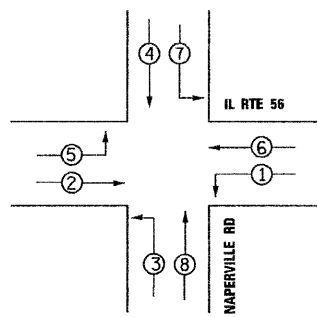


CONTROLLER SEQUENCE



TEMPORARY PHASE DESIGNATION DIAGRAM STAGES 1, 2-1, 2-2, 2-3, & 2-4

LEGEND

- ⊙ DUAL ENTRY PHASE
- ⊠ SINGLE ENTRY PHASE
- OL OVERLAP
- ⊙ PEDESTRIAN PHASE
- - NUMBER REFERS TO ASSOCIATED PHASE

① TEMPORARY WIRELESS INTERCONNECT TO CROMWELL RD, DANADA SQ AND EAST LOOP RD

TEMPORARY MASTER CONTROLLER

IL RTE 56

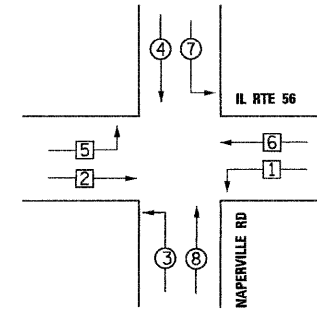
NO. 20

NO. 20

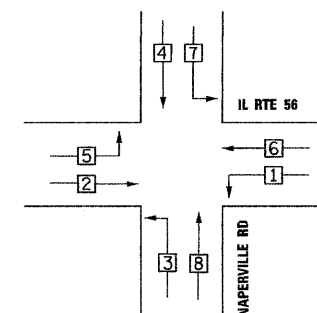
NAPERVILLE RD

TEMPORARY CABLE PLAN

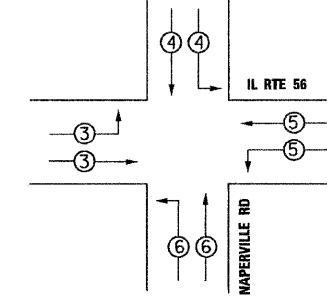
TEMPORARY PHASE DESIGNATION DIAGRAM PRE-STAGE & STAGE 3 EB, WB PROTECTED LT LEAD/LAG OPERATION



TEMPORARY PHASE DESIGNATION DIAGRAM DUAL LEFT-TURN OPERATION



EMERGENCY VEHICLE PREEMPTION SEQUENCE ALL STAGES



CONSTRUCTION NOTES:

- ① THE CONTRACTOR SHALL MAINTAIN THE EXISTING SIGNAL SYSTEM INTERCONNECT DURING TEMPORARY SIGNAL OPERATION.
- ② THE CONTRACTOR SHALL BAG LEFT TURN ARROWS ON ALL 5-SECTION HEADS DURING CONSTRUCTION STAGES THAT REQUIRE PROTECTED ONLY LEFT-TURN PHASING (LEAD-LAG) OR WHEN DUAL LEFT TURN OPERATION IS IMPLEMENTED.
- ③ THE PRE-STAGE AND STAGE 3 WILL REQUIRE LEAD/LAG PROTECTED LEFT-TURN OPERATIONS FOR EB AND WB IL-56 LEFT TURNS. THE CONTRACTOR SHALL BAG LEFT TURN ARROWS ON ALL 5-SECTION HEADS DURING THESE STAGES.
- ④ ALL 3-SECTION PROTECT LEFT-TURN SIGNAL HEADS SHALL BE BAGGED DURING PROTECTED/PERMISSIVE OPERATIONS.

NOTE:

THE TEMPORARY TRAFFIC SIGNAL CONTROLLER EQUIPMENT FOR THIS PROJECT SHALL BE "ECONOLITE" TO MATCH THE EXISTING ADJACENT SYSTEM.

I.D.O.T TRAFFIC SIGNAL INSTALLATION ELECTRICAL SERVICE REQUIREMENTS					TOTAL WATTAGE
TYPE	NO. LAMPS	WATTAGE INCAND.	LED	%OPERATION	
SIGNAL (RED)	20	-	17	0.50	212.5
(YELLOW)	12	-	25	0.25	106.25
(GREEN)	12	-	15	0.25	63.75
ARROW	32	-	12	0.10	38.4
PED. SIGNAL	-	-	25	1.00	-
CONTROLLER	1	-	100	1.00	100
ILLUM. SIGN	-	-	25	0.05	-
VIDEO SYSTEM	1	150	-	1.00	150
FLASHER				0.50	
ENERGY COSTS TO: TOTAL =					670.9

ILLINOIS DEPARTMENT OF TRANSPORTATION
201 W. CENTER COURT
SCHAMBERG, ILLINOIS 60196
ENERGY SUPPLY CONTACT: JOSEPH STACHO
PHONE: 630-424-5704
COMPANY: COMED

PROPOSED EMERGENCY VEHICLE PREEMPTORS ALL STAGES				
EMERGENCY VEHICLE PREEMPTORS	3	4	5	6
MOVEMENT	↑	↓	←	→

FILE NAME =	DESIGNED - GHT	REVISED - ADDENDUM A-1/4/11
...\\dl52419\sh-t-tempcable4.dgn	DRAWN - BDW	REVISED -
USER NAME = jmsjewski	CHECKED - MPM	REVISED -
PLOT DATE = 1/3/2011	DATE - 12/6/10	REVISED -

benesch

STATE OF ILLINOIS
DEPARTMENT OF TRANSPORTATION

TEMPORARY TRAFFIC SIGNAL CABLE PLAN,
PHASE DESIGNATION DIAGRAM AND EVP SEQUENCE
IL RTE 56 AND NAPERVILLE RD

SCALE: NTS SHEET NO.17 OF 27 SHEETS STA. TO STA.

F.A.P. RTE. 365	SECTION (57 & 58)WRS-2	COUNTY DUPAGE	TOTAL SHEETS 681	SHEET NO. 360
ILLINOIS FED. AID PROJECT			CONTRACT NO. 62419	