STATE OF ILLINOIS
DEPARTMENT OF TRANSPORTATION

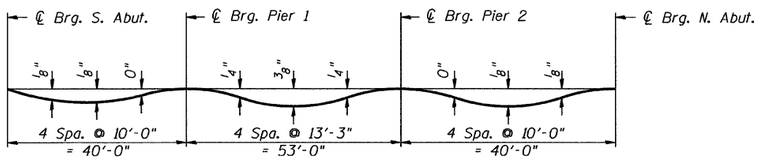

DEAD LOAD DEFLECTION DIAGRAM

(Includes weight of concrete only.)

Note: The above deflections are not to be used in the field if the engineer is working from the grade elevations adjusted for dead load deflections as shown on Sheets SA5 and SA6.

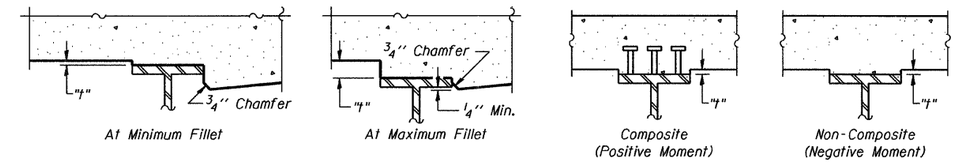

EXTERIOR BEAMS

INTERIOR BEAMS

To determine "t": After all structural steel has been erected, elevations of the top flanges of the beams shall be taken at intervals shown below. These elevations subtracted from the "Theoretical Grade Elevations Adjusted for Dead Load Deflection" shown on Sheets SB5 and SB6, minus slab thickness, equals the fillet heights "t" above top flange of beams.

FILLET HEIGHTS

BEAM 1

Location	Station	Offset	Theoretical Grade Elevations	Theoretical Grade Elevations Adjusted For Dead Load Deflection
BK. S. Abut.	164+73.40	-15.000	610.03	610.03
℄ BRG. S. Abut.	164+74.84	-15.000	610.04	610.04
A	164+84.84	-15.000	610.10	610.11
B	164+94.84	-15.000	610.15	610.16
C	165+04.84	-15.000	610.19	610.19
℄ Pier 1	165+14.84	-15.000	610.22	610.22
D	165+24.84	-15.000	610.24	610.26
E	165+34.84	-15.000	610.26	610.29
F	165+44.84	-15.000	610.27	610.30
G	165+54.84	-15.000	610.27	610.29
℄ Pier 2	165+67.84	-15.000	610.26	610.26
H	165+77.84	-15.000	610.24	610.24
I	165+87.84	-15.000	610.21	610.22
J	165+97.84	-15.000	610.18	610.19
℄ BRG. N. Abut.	166+07.84	-15.000	610.13	610.13
BK. N. Abut.	166+09.28	-15.000	610.13	610.13

BEAM 2

Location	Station	Offset	Theoretical Grade Elevations	Theoretical Grade Elevations Adjusted For Dead Load Deflection
BK. S. Abut.	164+76.86	-9.000	610.16	610.16
℄ BRG. S. Abut.	164+78.30	-9.000	610.17	610.17
A	164+88.30	-9.000	610.22	610.24
B	164+98.30	-9.000	610.27	610.28
C	165+08.30	-9.000	610.31	610.31
℄ Pier 1	165+18.30	-9.000	610.34	610.34
D	165+28.30	-9.000	610.36	610.37
E	165+38.30	-9.000	610.37	610.40
F	165+48.30	-9.000	610.38	610.41
G	165+58.30	-9.000	610.38	610.39
℄ Pier 2	165+71.30	-9.000	610.36	610.36
H	165+81.30	-9.000	610.34	610.34
I	165+91.30	-9.000	610.31	610.32
J	166+01.30	-9.000	610.27	610.28
℄ BRG. N. Abut.	166+11.30	-9.000	610.23	610.23
BK. N. Abut.	166+12.74	-9.000	610.22	610.22

BEAM 3

Location	Station	Offset	Theoretical Grade Elevations	Theoretical Grade Elevations Adjusted For Dead Load Deflection
BK. S. Abut.	164+80.33	-3.000	610.27	610.27
℄ BRG. S. Abut.	164+81.77	-3.000	610.28	610.28
A	164+91.77	-3.000	610.33	610.35
B	165+01.77	-3.000	610.38	610.39
C	165+11.77	-3.000	610.41	610.42
℄ Pier 1	165+21.77	-3.000	610.44	610.44
D	165+31.77	-3.000	610.46	610.47
E	165+41.77	-3.000	610.47	610.50
F	165+51.77	-3.000	610.47	610.50
G	165+61.77	-3.000	610.47	610.49
℄ Pier 2	165+74.77	-3.000	610.45	610.45
H	165+84.77	-3.000	610.42	610.43
I	165+94.77	-3.000	610.39	610.40
J	166+04.77	-3.000	610.35	610.36
℄ BRG. N. Abut.	166+14.77	-3.000	610.30	610.30
BK. N. Abut.	166+16.21	-3.000	610.29	610.29

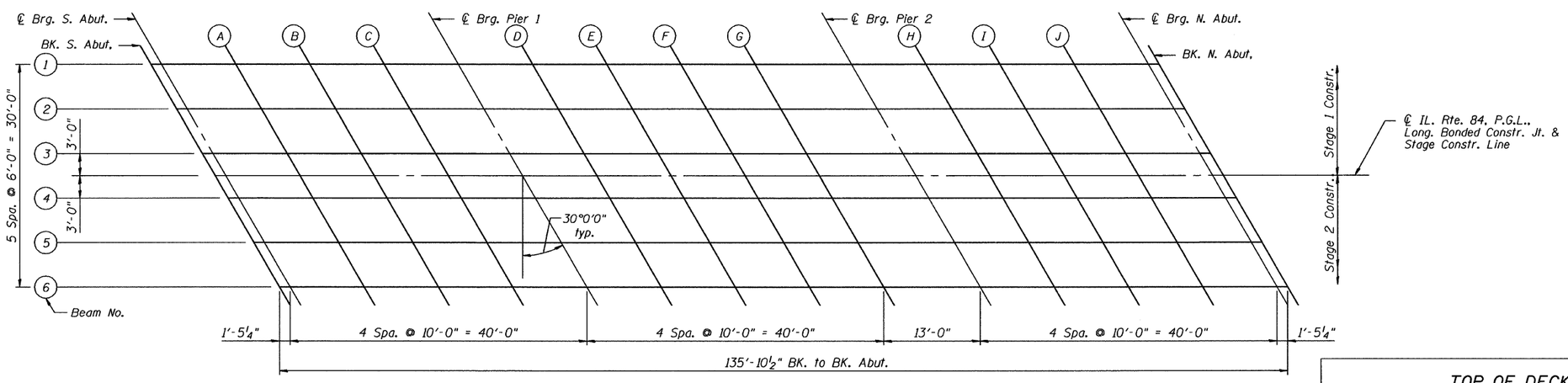

PLAN

DESIGNED	J.Z.
CHECKED	J.J.G.
DRAWN	R.B.H.
CHECKED	J.J.G.

GRÄEF 8501 W. Higgins Road; Suite 280 Chicago, Illinois 60631 (773) 399-0112

TOP OF DECK SLAB ELEVATIONS I

Illinois Rte. 84 Over Apple River Tributary

STATION 165+50.00 STRUCTURE NO. 043-0078

SHEET NO.	F.A.P. RTE.	SECTION	COUNTY	TOTAL SHEETS	SHEET NO.
SA5 OF 25 SHEETS	308	104BR-1	JO DAVIESS	126	41
			CONTRACT NO. 64B26		
	10-15-2010	ILLINOIS	FED. AID PROJECT		

h:\jobs2010\2010311\cad\structural\dgn\00\SA05_TOP_OF_SLAB_ELEV_I.dgn
10/15/2010