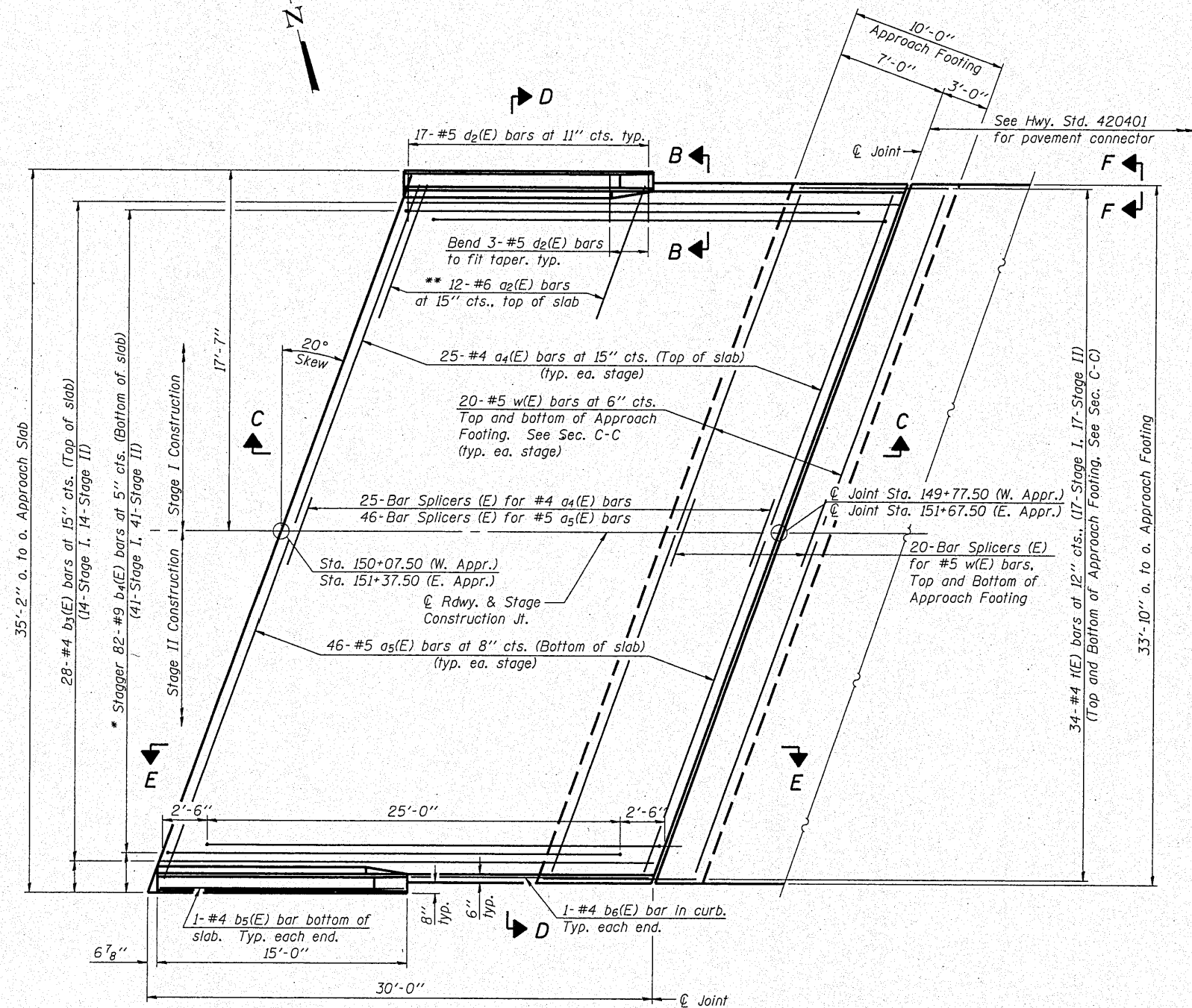


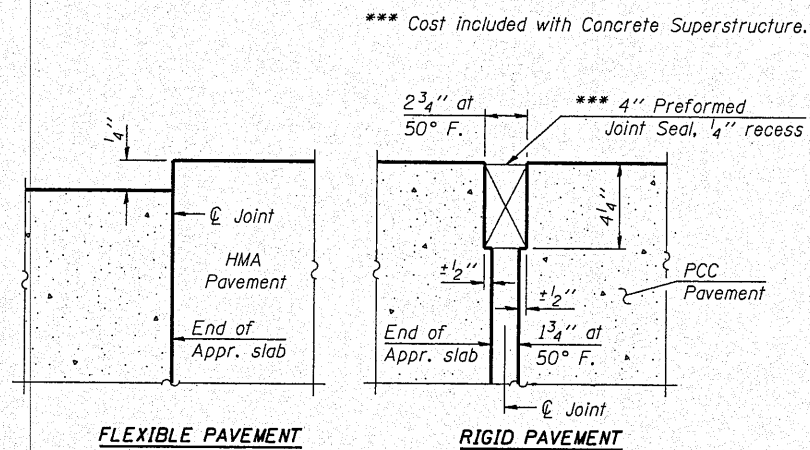
STATE OF ILLINOIS
DEPARTMENT OF TRANSPORTATION

Notes:
See sheet 11 of 22 for Sections C-C & D-D and View E-E.
a₄(E) and a₅(E) bar spacings measured along ϕ Rdwy.

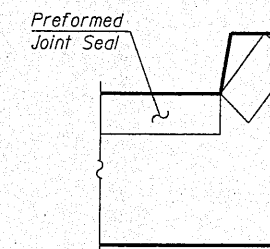


PLAN

* Tilt #9 b₄(E) bars as required to maintain clearance.
** Space between a₄(E) bars, typ. each parapet.

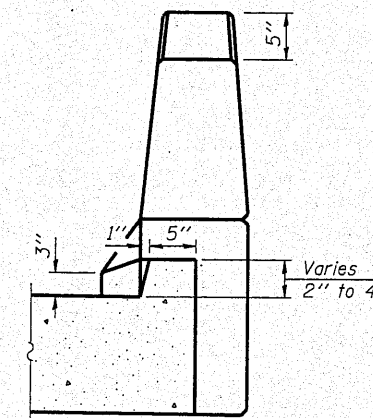


DETAIL A



VIEW F-F

Angle Preformed Joint Seal at 45° at curbs when req'd for drainage.



VIEW B-B



DESIGNED - BAS
CHECKED - KEF
DRAWN - SGM
CHECKED - BAS

(Sheet 1 of 2)
BRIDGE APPROACH SLAB DETAILS
STRUCTURE NO. 036-0070

SHEET NO. 10	F.A.P. RTE.	SECTION	COUNTY	TOTAL SHEETS	SHEET NO.
22 SHEETS	657	(116-C)BR-1	HENDERSON	56	27
			CONTRACT NO. 68761		
FED. ROAD DIST. NO. ILLINOIS FED. AID PROJECT					