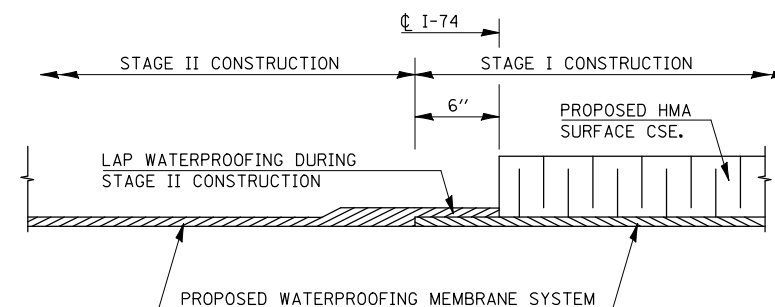
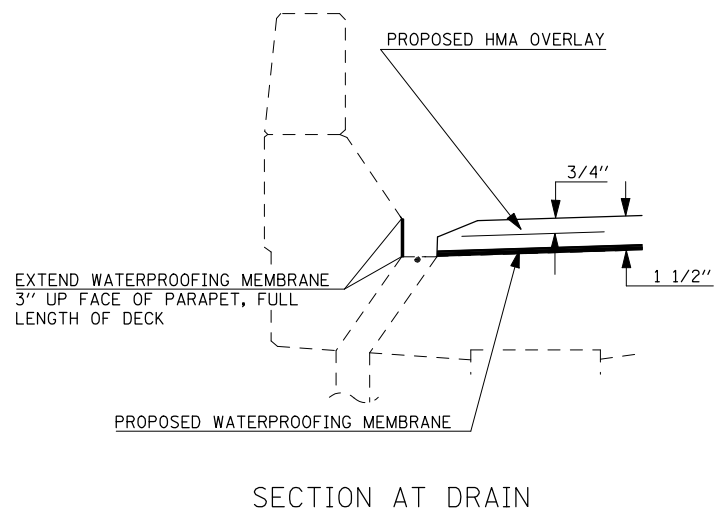
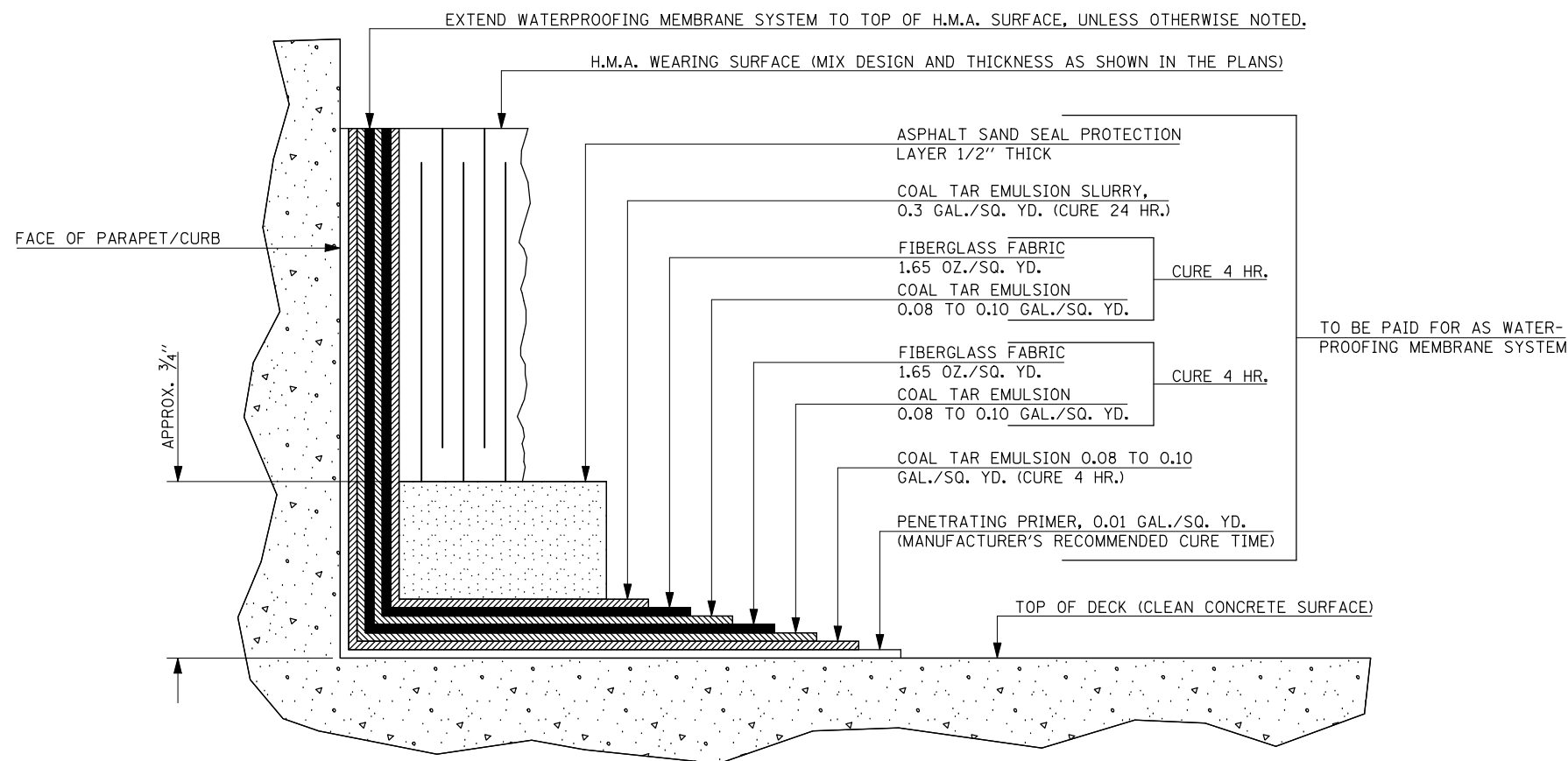


# WATERPROOFING MEMBRANE SYSTEM DETAILS

## S.N. 092-0001 (EB) & 092-0002 (WB)



WATERPROOFING TREATMENT  
AT STAGE CONSTRUCTION



### NOTES

THIS DETAIL HAS BEEN INCLUDED TO ILLUSTRATE THE ASSOCIATED LAYERS AND CURE TIMES NECESSARY FOR THE PLACEMENT OF THE WATERPROOFING MEMBRANE SYSTEM. THIS DETAIL SHALL SUPPLEMENT, NOT SUPERSEDE, SECTION 581 OF THE STANDARD SPECIFICATIONS.

FILE NAME =	USER NAME = s1msgm	DESIGNED - GMS	REVISED -
ct:\pw\work\p1dot\1msgm\d0187665\d590963 Bridge Repairs.dgn		DRAWN - GMS	REVISED -
PLOT SCALE = 40.0001 "/>			

**STATE OF ILLINOIS  
DEPARTMENT OF TRANSPORTATION**

**WATERPROOFING MEMBRANE SYSTEM DETAILS  
S.N. 092-0001 (EB) & 092-0002 (WB)**

SCALE: SHEET NO. - OF - SHEETS STA. TO STA.

F.A.I. RTE.	SECTION	COUNTY	TOTAL SHEETS	SHEET NO.
74	(92-9BR)I-1	VERMILION	15	10
CONTRACT NO. 90963				
FED. ROAD DIST. NO. ILLINOIS FED. AID PROJECT				