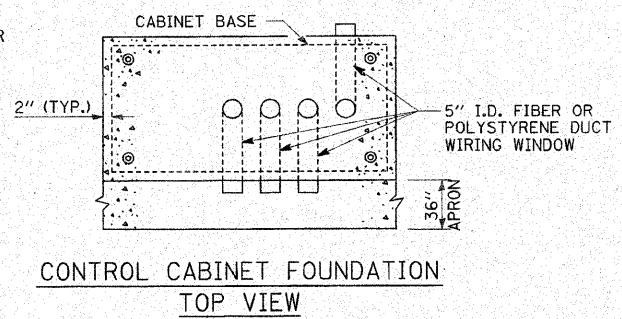
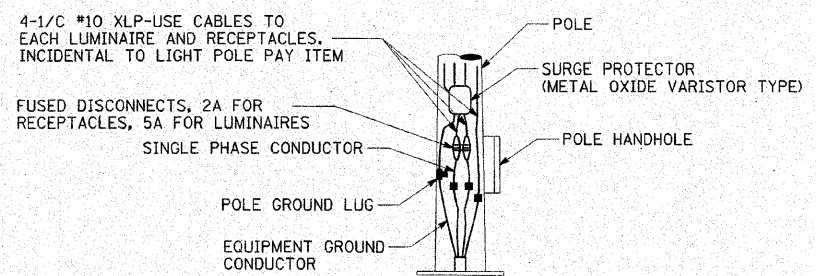


CONTROL CABINET AND FOUNDATION DETAIL
(TYPE D)
NOT TO SCALE




CONTROL CABINET FOUNDATION
TOP VIEW



POLE BASE WIRING
NOT TO SCALE

NOTE:
ACCESSORIES AND POLE WIRING ARE TO BE INCIDENTAL TO COST OF THE LIGHT POLE PAY ITEM.



EXPIRES: 11/30/2011
Thomas Memminger
THOMAS MEMMINGER
ELECTRICAL ENGINEER
10/15/2010
DATE

NOTE: ALL DIMENSIONS ON THIS DRAWING ARE IN INCHES UNLESS OTHERWISE INDICATED.

FILE NAME = It:\champaign\100940100\draw\load_sheets	USER NAME = Jim Michael	DESIGNED - TM		CITY OF CHAMPAIGN DEPARTMENT OF PUBLIC WORKS		MISCELLANEOUS ELECTRICAL DETAILS FOURTH STREET IMPROVEMENT CHAMPAIGN, ILLINOIS		F.A.U. RTE.	SECTION	COUNTY	TOTAL SHEETS	SHEET NO.		
	Lighting_Plans_Details_B.dgn	DRAWN - RAH						7171	10-00285-00-SP	CHAMPAIGN	55	51		
	PLOT SCALE = 3/8" = 1' IN.	CHECKED - JMM						SCALE: N.T.S.		SHEET NO. 6 OF 333 SHEETS	STA.	TO STA.	ILLINOIS FED. AID PROJECT	
	PLOT DATE = 10/15/2010	DATE - 10/15/2010										CONTRACT NO. 91445		