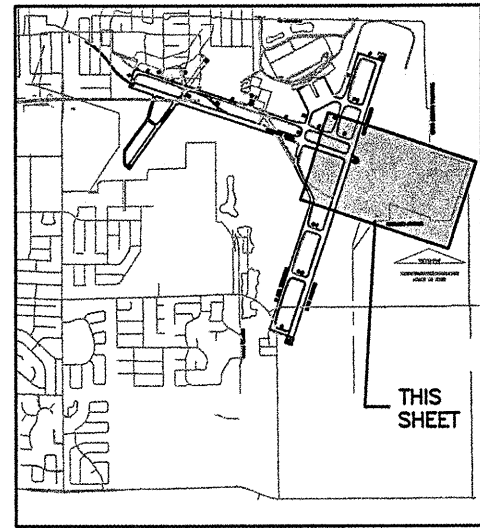


LEGEND

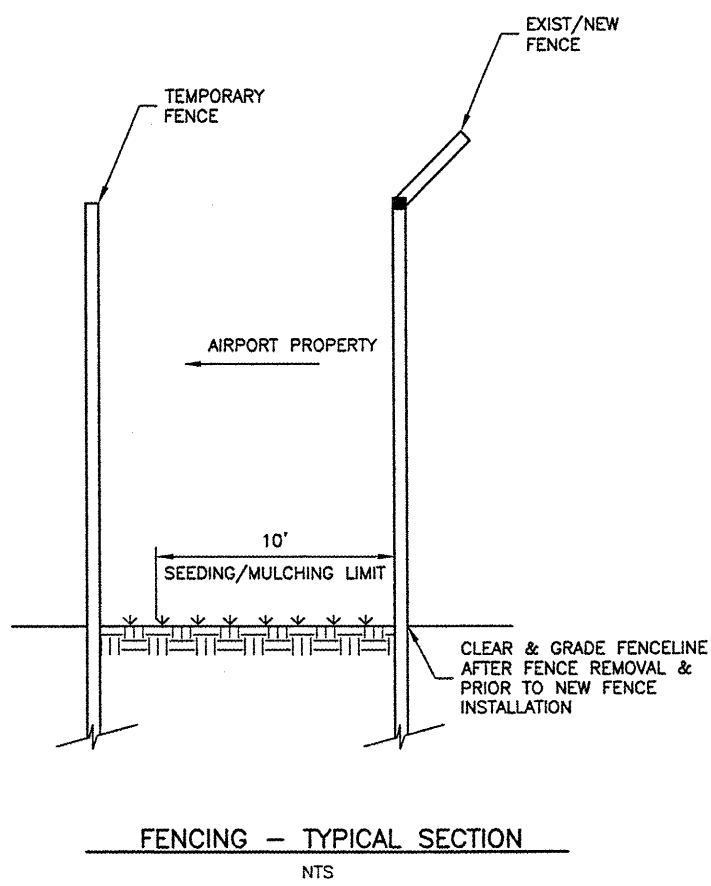
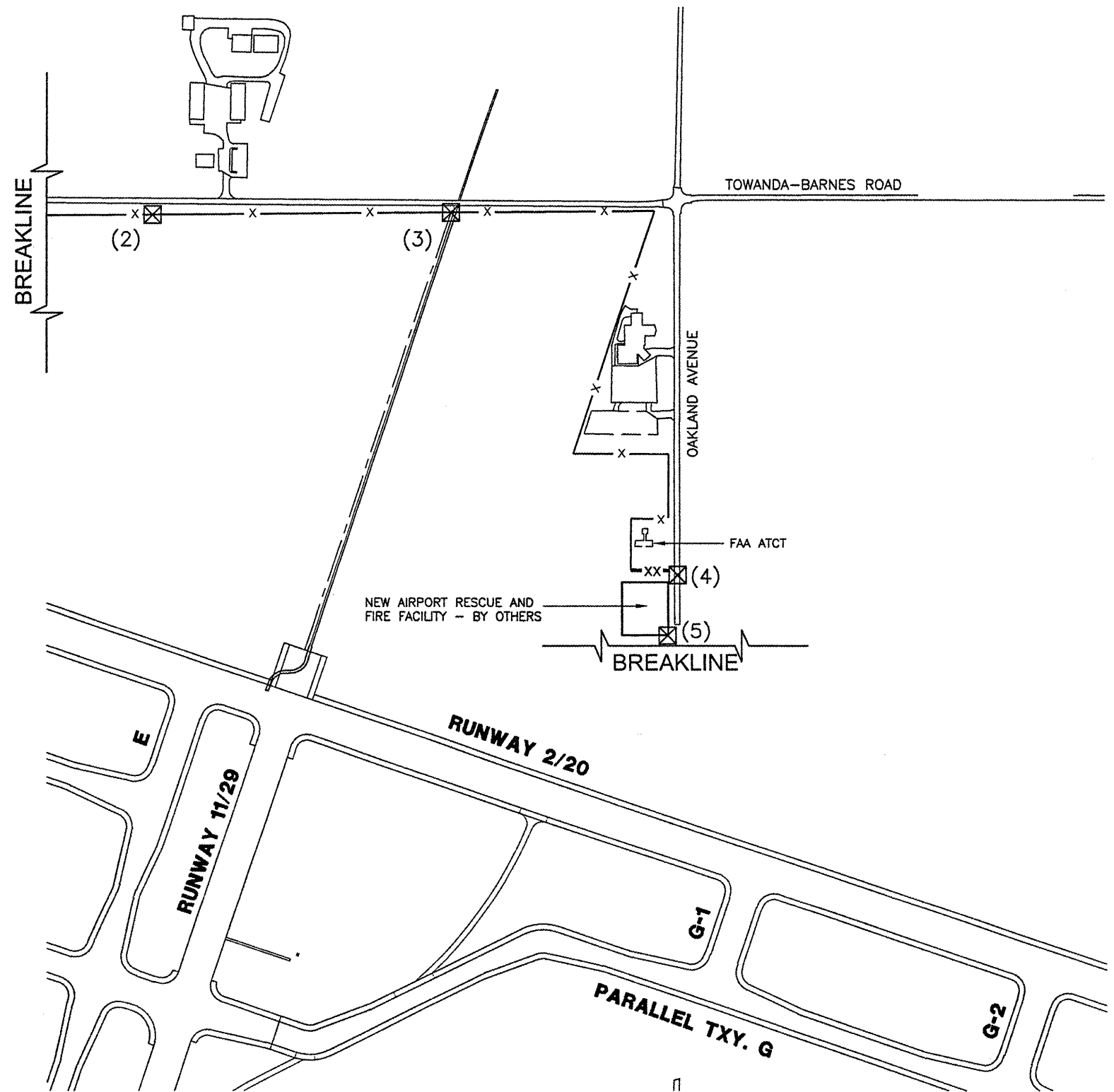
- X — REMOVE EXISTING FENCE.
INSTALL NEW 10' CLASS E FENCE WITH
(3) STRANDS OF BARBED WIRE
- IXI — REMOVE EXISTING FENCE.
INSTALL NEW 10' CLASS E FENCE WITH
(6) STRANDS OF BARBED WIRE ("V"
BARBED WIRE ARMS)
- XX — INSTALL NEW 10' CLASS E FENCE WITH
(3) STRANDS OF BARBED WIRE.
- (-) ⊠ EXISTING/NEW GATE - SEE "GATE PLAN
AND SCHEDULE".

NOTES

1. INSTALL FENCE AROUND EXISTING FLARED
END SECTIONS (FES) PER THE "FENCE
INSTALLATION AROUND HEADWALL
DETAILS".
2. 500 S.Y. OF EXCELSIOR BLANKET ARE
INCLUDED IN THE QUANTITIES FOR USE
AS DIRECTED BY THE RESIDENT
ENGINEER.



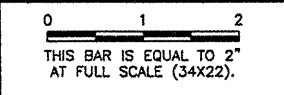
KEYMAP



K:\Bloomington\0808503\Draw\Sheets
FILE: PROP_IMPROV_2.dwg
UPDATE BY: Kristy Brod
PLOT DATE: 1/7/2009 2:15 PM
AERIAL
BASE_EXISTGEO
KEYMAP

BL065

REVISIONS		
NUMBER	BY	DATE



**BLOOMINGTON-NORMAL AIRPORT AUTHORITY
CENTRAL ILLINOIS REGIONAL AIRPORT
BLOOMINGTON, ILLINOIS**

**UPGRADE PERIMETER FENCE 3
PROPOSED IMPROVEMENTS 2**

© Copyright CMT, Inc.
CMT
 CRAWFORD, MURPHY & TILLY, INC.
 CONSULTING ENGINEERS
 License No. 184-000613



DESIGN BY:	RLV
DRAWN BY:	CMT
CHECKED BY:	<i>RLV</i>
APPROVED BY:	<i>RLV</i>
DATE:	01/11/2009
JOB No:	0808503
IL PROJ NO.	BMI-XXXX
AIP PROJ NO.	XXX
SHEET	8 OF 13 SHEETS