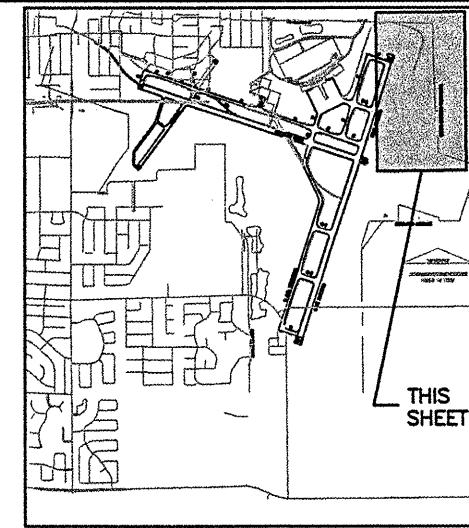


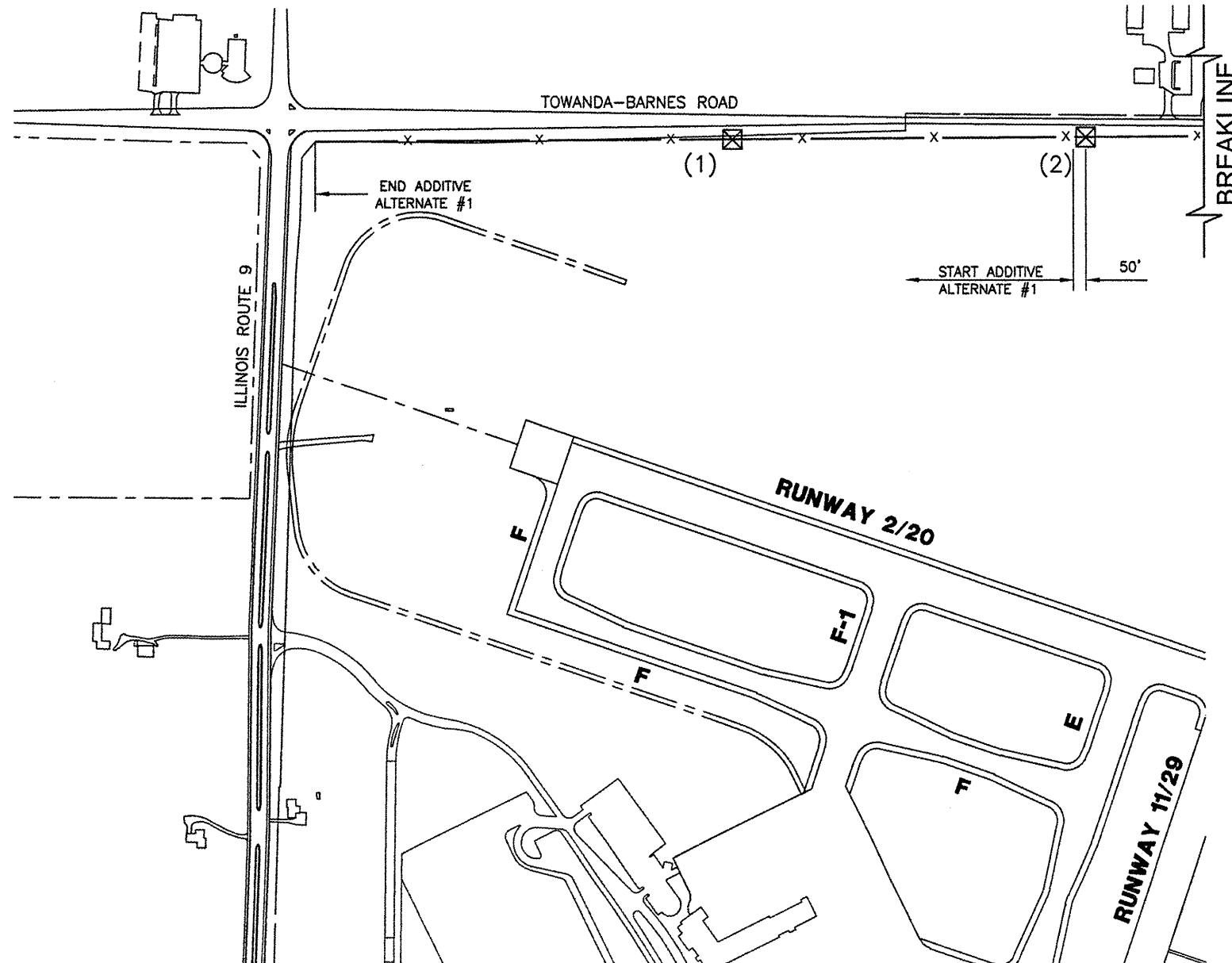
LEGEND	
	REMOVE EXISTING FENCE. INSTALL NEW 10' CLASS E FENCE WITH (3) STRANDS OF BARBED WIRE
	REMOVE EXISTING FENCE. INSTALL NEW 10' CLASS E FENCE WITH (6) STRANDS OF BARBED WIRE ("V" BARBED WIRE ARMS)
	INSTALL NEW 10' CLASS E FENCE WITH (3) STRANDS OF BARBED WIRE.
	EXISTING/NEW GATE - SEE "GATE PLAN AND SCHEDULE".

NOTES

1. INSTALL FENCE AROUND EXISTING FLARED END SECTIONS (FES) PER THE "FENCE INSTALLATION AROUND HEADWALL DETAILS".
2. 500 S.Y. OF EXCELSIOR BLANKET ARE INCLUDED IN THE QUANTITIES FOR USE AS DIRECTED BY THE RESIDENT ENGINEER.



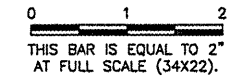
KEYMAP



K:\Bloomington\p\0808503\Draw\Sheets
 FILE: PROP_IMPROV_3.dwg
 UPDATE BY: Kristy Brod
 PLOT DATE: 1/7/2009 2:16 PM
 AERIAL
 BASE_EXISTGEO
 KEYMAP

BL065

REVISIONS		
NUMBER	BY	DATE



BLOOMINGTON-NORMAL AIRPORT AUTHORITY
 CENTRAL ILLINOIS REGIONAL AIRPORT
 BLOOMINGTON, ILLINOIS

UPGRADE PERIMETER FENCE 3
 PROPOSED IMPROVEMENTS 3

© Copyright CMT, Inc.
CMT
 CRAWFORD, MURPHY & TILLY, INC.
 CONSULTING ENGINEERS
 License No. 184-000613

DESIGN BY: RLV
 DRAWN BY: CMT
 CHECKED BY: *RLV*
 APPROVED BY: *RLV*
 DATE: 01/1/2009
 JOB No: 0808503

IL PROJ NO. BMI-XXXX
 AIP PROJ NO. XXX