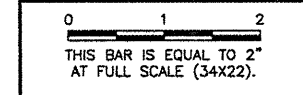


BL065

REVISIONS		
NUMBER	BY	DATE

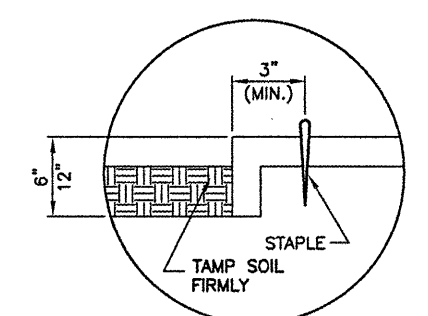
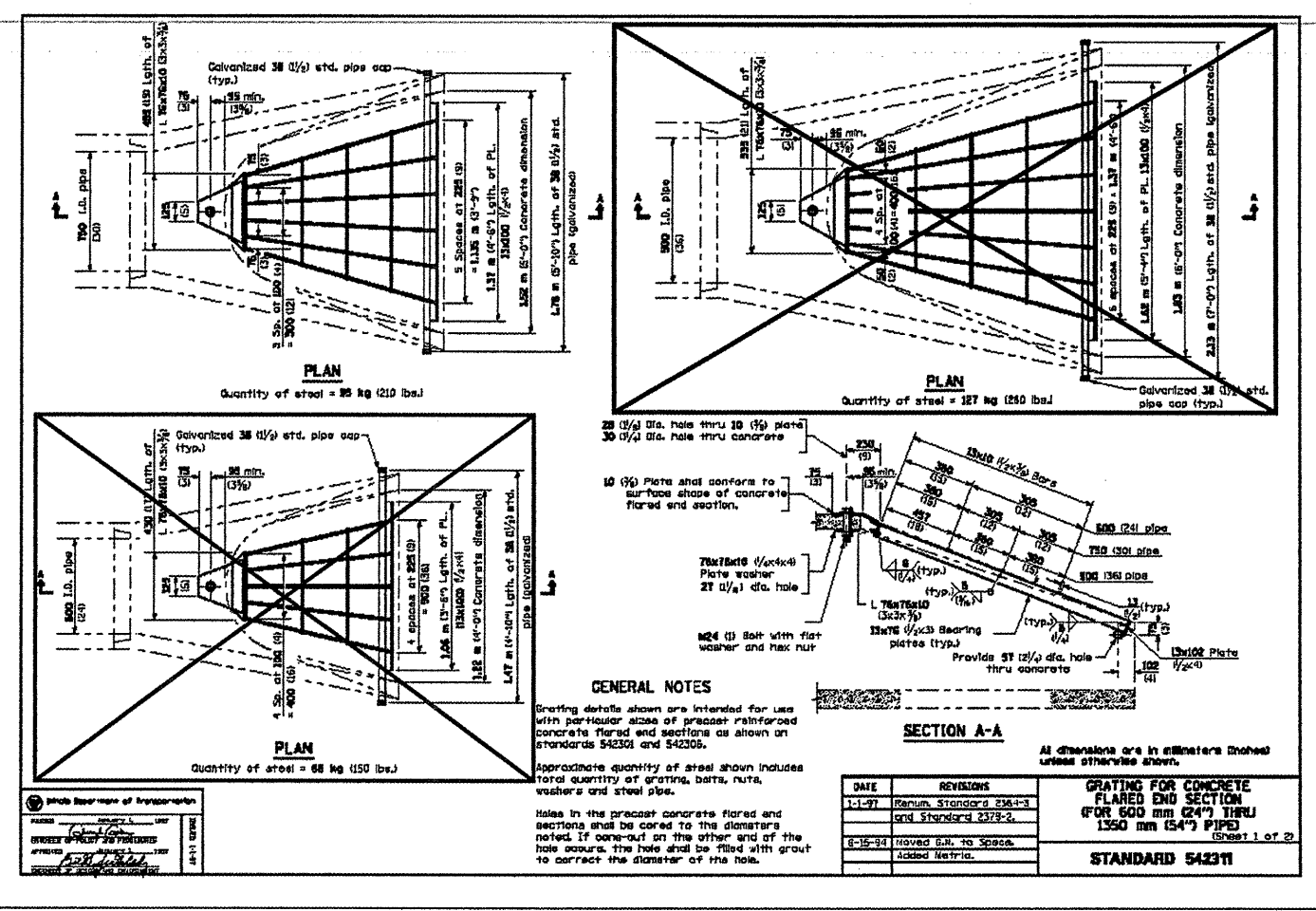


**BLOOMINGTON-NORMAL AIRPORT AUTHORITY
 CENTRAL ILLINOIS REGIONAL AIRPORT
 BLOOMINGTON, ILLINOIS**

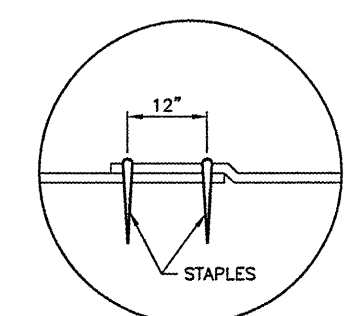
**UPGRADE PERIMETER FENCE 3
 MISCELLANEOUS DETAILS**

© Copyright CMT, Inc.
CMT
 CRAIGFORD, MURPHY & TILLY, INC.
 CONSULTING ENGINEERS
 License No. 184-000618

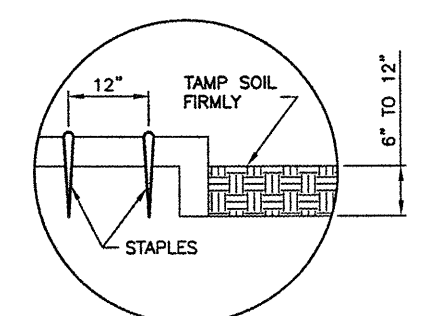
DESIGN BY:	RLV
DRAWN BY:	CMT
CHECKED BY:	REN
APPROVED BY:	REN
DATE:	01/1/2009
JOB No:	0808503
IL PROJ NO.	BMI-XXXX
AIP PROJ NO.	XXX
SHEET 13 OF 13 SHEETS	



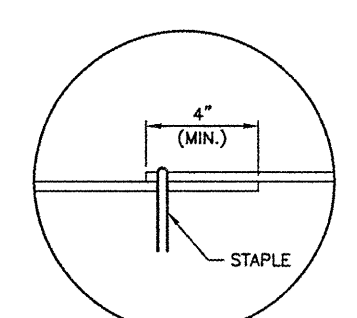
DETAIL 1 - TERMINAL FOLD



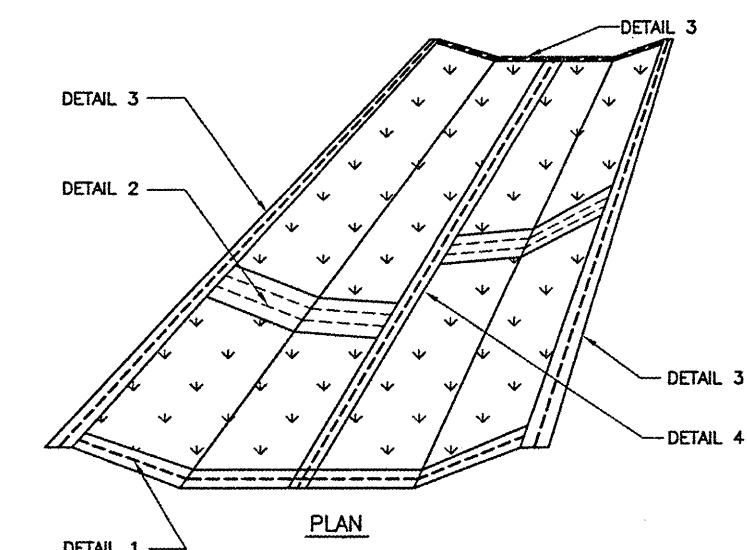
DETAIL 2 - JUNCTION SLOT



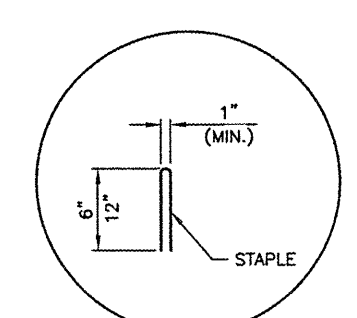
DETAIL 3 - ANCHOR SLOT



DETAIL 4 - LAP JOINT



EXCELSIOR BLANKET DETAILS
 N.T.S.



DETAIL 5 - STAPLE DETAIL

- NOTES**
1. STAPLES TO BE PLACED ALTERNATELY, IN COLUMNS APPROXIMATELY 2" APART AND IN ROWS APPROXIMATELY 3" APART.
 2. EROSION CONTROL MATERIAL SHALL BE PLACED LOOSELY OVER GROUND SURFACE. DO NOT STRETCH.
 3. ALL TERMINALS ENDS AND TRANSVERSE LAPS SHALL BE STAPLED AT APPROXIMATELY 12" INTERVALS.