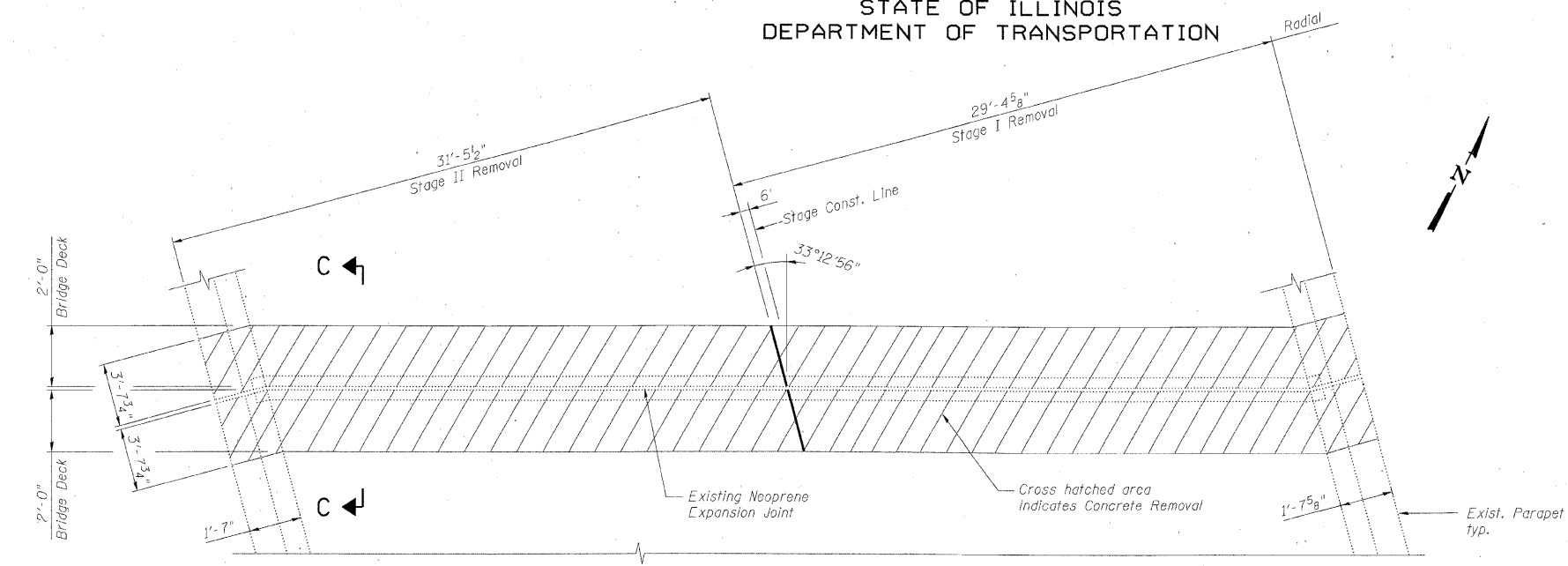
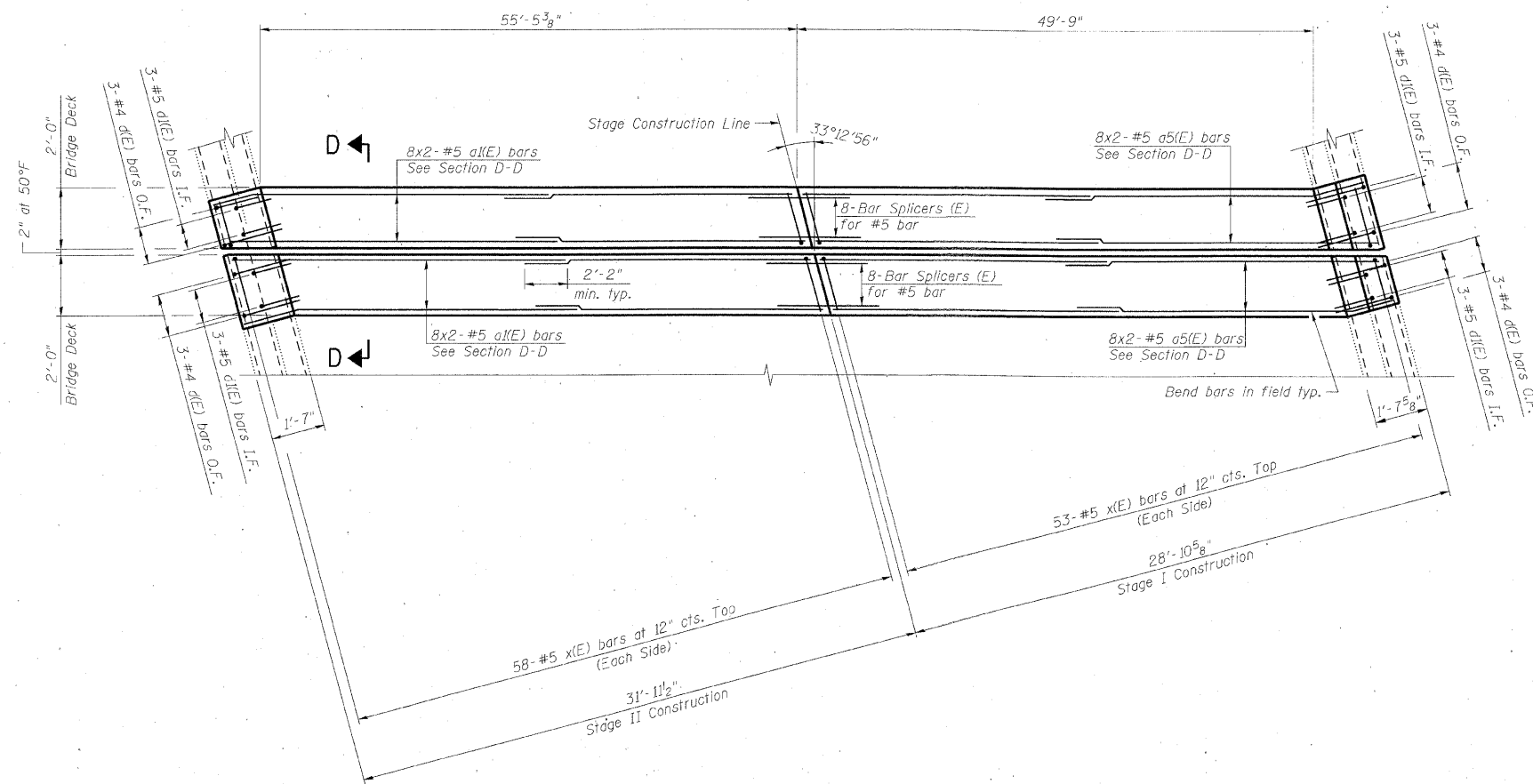


STATE OF ILLINOIS
DEPARTMENT OF TRANSPORTATION



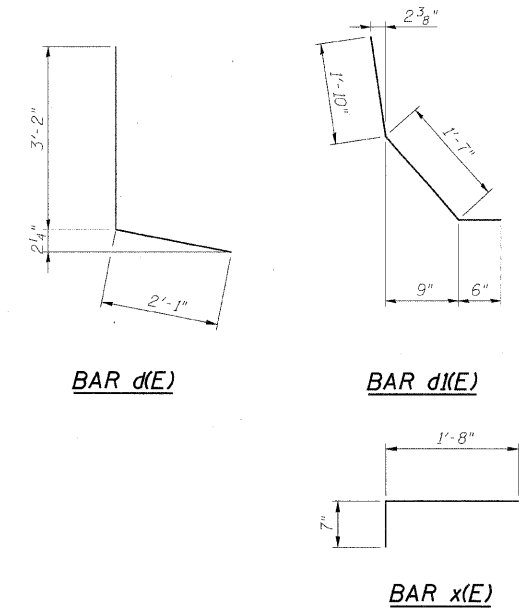
EXISTING PARTIAL PLAN AT PIER 2



PROPOSED PARTIAL PLAN AT PIER 2

BILL OF MATERIAL

Bar	No.	Size	Length	Shape
a(E)	32	#5	29'-11"	—
a5(E)	32	#5	26'-7"	—
d(E)	12	#4	5'-3"	┌
d(E)	12	#5	3'-11"	┌
x(E)	222	#5	2'-3"	┌
Item	Unit	Total		
Concrete Removal	Cu. Yd.	16.0		
Concrete Superstructure	Cu. Yd.	16.0		
Reinforcement Bars, Epoxy Coated	Pound	2,450		



- Notes:**
- Bars indicated thus 8x2-#5 etc. indicates 8 lines of bars with 2 lengths per line.
 - I.F. denotes Inside Face.
O.F. denotes Outside Face.
 - Work this sheet with Expansion Joint Details sheet and Bar Splicer Assembly Details sheet.
 - x(E) bar spacing measured along skew.

DESIGNED	TJJ
CHECKED	AAV
DRAWN	VH
CHECKED	AAV

benesch
alfred benesch & company
Engineers - Surveyors - Planners
205 North Michigan Avenue, Suite 2400
Chicago, Illinois 60601
312-665-0460 Job No. 10050

SHEET NO. 6 9 SHEETS	F.A.I. RTE.	SECTION	COUNTY	TOTAL SHEETS	SHEET NO.
	290	(3435, ETC., 3838)RS-5	COOK	264	206
FED. ROAD DIST. NO.			ILLINOIS	FED. AID PROJECT	
			CONTRACT NO. 60G52		

EXPANSION JOINT REPAIRS 2 of 2
STRUCTURE NO. 016-0085

x:\10000s\10050\Engineering\Documents\Contract\2West\SN_016_0085_188_TOLLAWAY\0085-60G52-006-Exp1repair-2.dgn 10:10:55 01/25/2010