
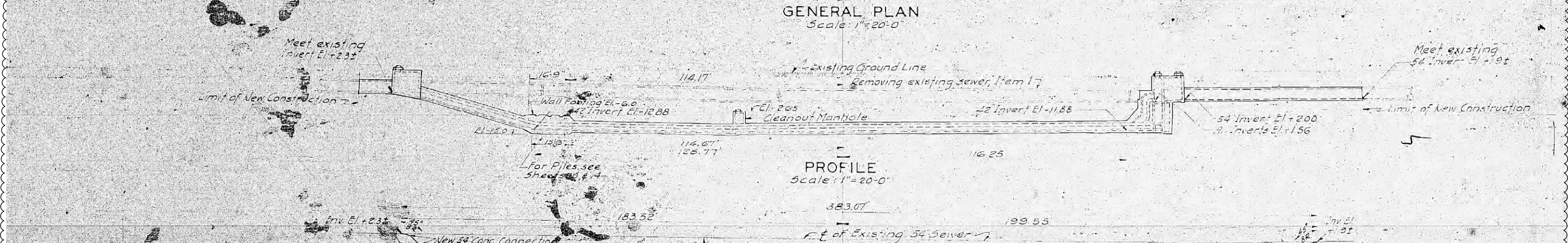
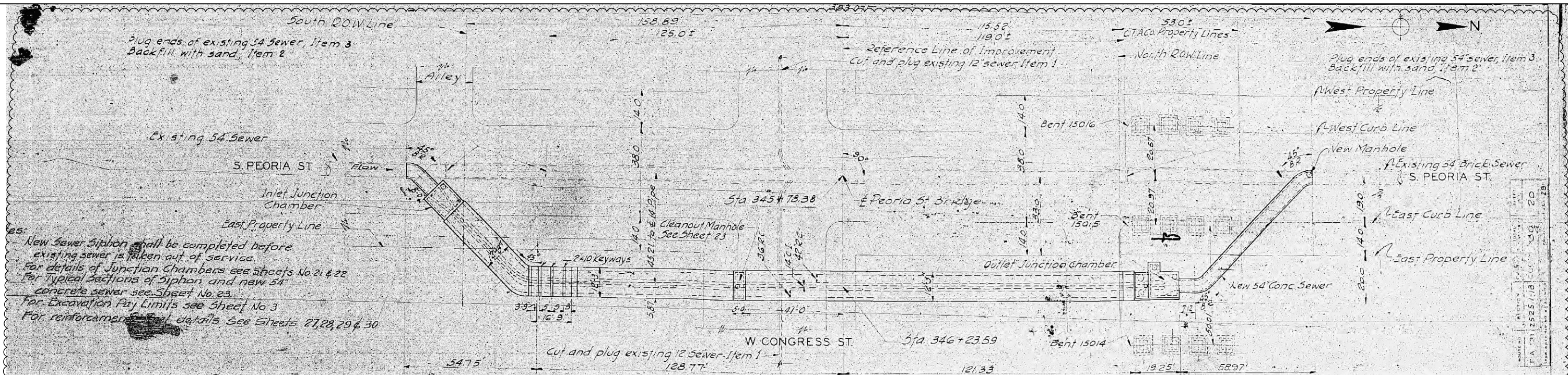
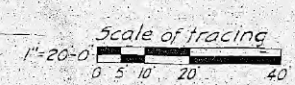


FILE PATH = p:\388935-p\m\l\escomon\l\local\p\w\ec\000\Documents\01_Americas\Transportation\60269938_Circle Phase II\000_CAD\005_Roadway_Sheets\60W29_sht-Ex-Siphon-04.dgn



A.C. Vetterick
A.C. Vetterick
By: Jan J. Junkins
IBS, Inc.
Subway Plan Engineer



CITY OF CHICAGO
DEPARTMENT OF SUBWAYS AND SUPERHIGHWAYS
WEST ROUTE SUPERHIGHWAY
SECTION 2525.1-1B
PEORIA STREET BRIDGE

SEWER SIPHON
GENERAL PLAN & PROFILE

SCALE: AS NOTED
SHEET NO 20 OF 30 SHEETS



D:\60W29-sht-Ex-Siphon-04.dgn	DESIGNED -	REVISED -	12/18/2013
USER NAME = BAW\tor t	DRAWN - BAW	REVISED -	
PLOT SCALE = 100.0000' / in.	CHECKED - JWC	REVISED -	
PLOT DATE = 12/19/2013	DATE - 10/30/2013	REVISED -	

STATE OF ILLINOIS
DEPARTMENT OF TRANSPORTATION

AS BUILT SIPHON PLANS PEORIA STREET			
SCALE: NONE	SHEET 4	OF 14 SHEETS	STA. TO STA.

F.A.I. RTE.	SECTION	COUNTY	TOTAL SHEETS	SHEET NO.
90/94/290	2013-01R	COOK	356	76E
CONTRACT NO. 60W29				
ILLINOIS FED. AID PROJECT				