

*Shts 12-17 Deleted

GENERAL NOTES

All structural steel shall conform to AASHTO Classification M-270 Gr. 36, unless otherwise noted.

Plan dimensions and details relative to existing plans are subject to nominal construction variations. The Contractor shall field verify existing dimensions and details affecting new construction and make necessary approved adjustments prior to construction or ordering of materials. Such variations shall not be cause for additional compensation for a change in scope of the work, however, the Contractor will be paid for the quantity actually furnished at the unit price bid for the work.

Cost of removal and re-installation of all members necessary to complete the work as detailed on the plans and as specified in the Special Provisions shall be included with Furnishing and Erecting Structural Steel.

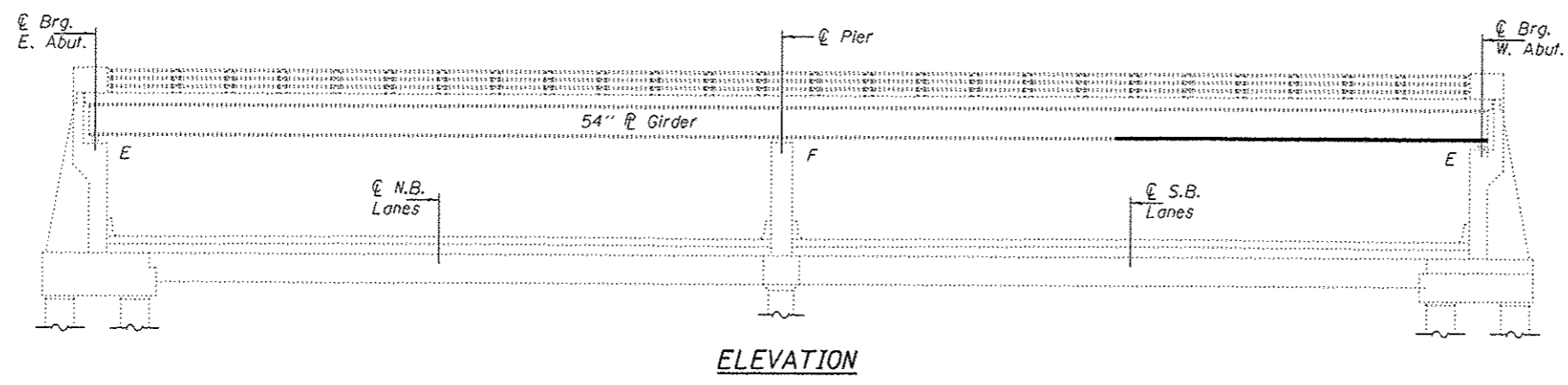
The Inorganic Zinc Rich Primer / Acrylic / Acrylic Paint System shall be used for shop and field painting of new structural steel except where otherwise noted. The color of the final finish coat for all interior steel surfaces shall be Gray, Munsell No. 5B 7/1. The color of the final finish coat for the exterior and bottom flange of the fascia beams shall be Reddish Brown, Munsell No. 2.5YR 3/4.

The existing structural steel coating contains lead. The Contractor shall take appropriate precautions to deal with the presence of lead on this project.

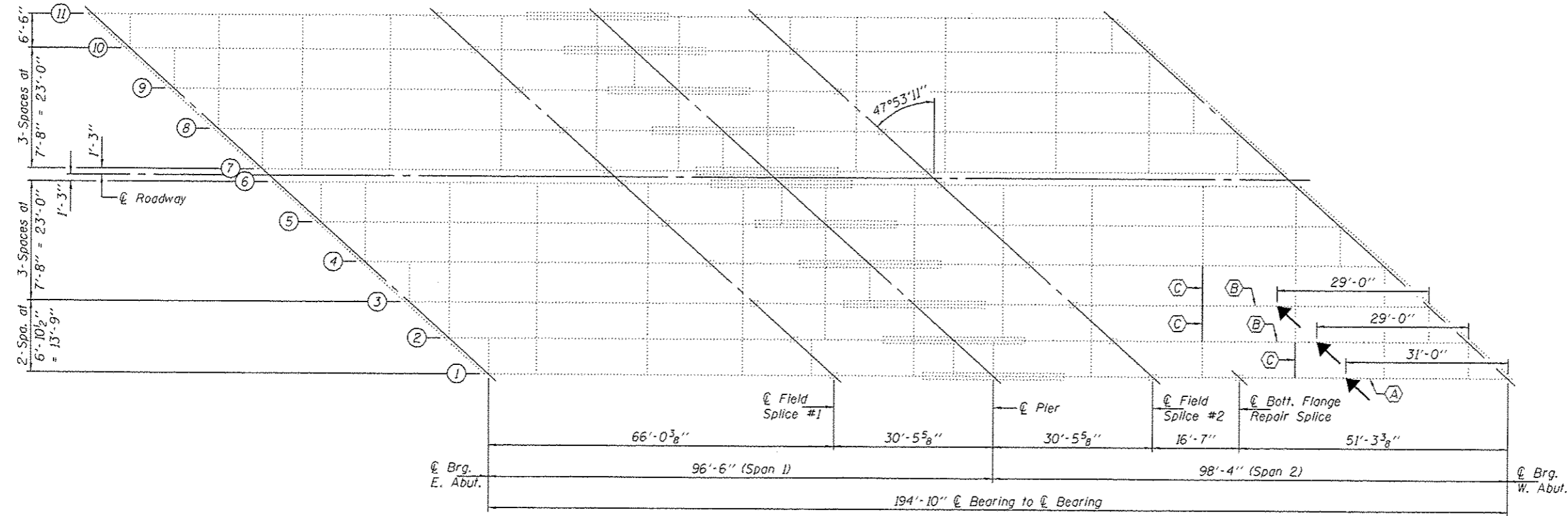
Existing structural steel that will be in contact with new structural steel shall be cleaned and painted prior to erection as required by the GBSP "Cleaning and Painting Contact Surface Areas of Existing Steel Structures".

Fasteners shall be high strength bolts. Bolts $\frac{7}{8}$ " ϕ , open holes $\frac{15}{16}$ " ϕ , unless otherwise noted.

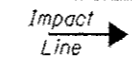
Diaphragm connection holes shall be $\frac{15}{16}$ " ϕ for $\frac{3}{4}$ " ϕ bolts. Two hardened washers shall be required at diaphragm connections.



ELEVATION



FRAMING PLAN



- (A) - Remove & Replace Bottom Flange Angles.
- (B) - Straighten Existing Bottom Flange Angles.
- (C) - Remove & Replace Cross Frames.

TOTAL BILL OF MATERIAL

ITEM	UNIT	QUANTITY
Structural Steel Removal	Pound	5170
Furnishing & Erecting Structural Steel	Pound	5360
Beam Straightening	L.S.	0.25
Temporary Slab Support System	L.S.	0.5



Expires: November 30, 2014

DESIGNED - <i>David Carl Puzey</i>	EXAMINED - <i>Timothy A. ADA</i>	DATE - NOVEMBER 15, 2013	STATE OF ILLINOIS DEPARTMENT OF TRANSPORTATION	GENERAL PLAN & ELEVATION HUBBARD STREET OVER KENNEDY EXPRESSWAY SN 016-2050	F.A. RTE. VAR	SECTION 2013-044BR	COUNTY COOK	TOTAL SHEETS 35	SHEET NO. 18	CONTRACT NO. 60W94
CHECKED - <i>Stephan M. Ryan</i>	PASSED - <i>David Carl Puzey</i>									
DRAWN - <i>Kyle M. Stoffen</i>										
CHECKED - <i>SMR</i>										

Rev.