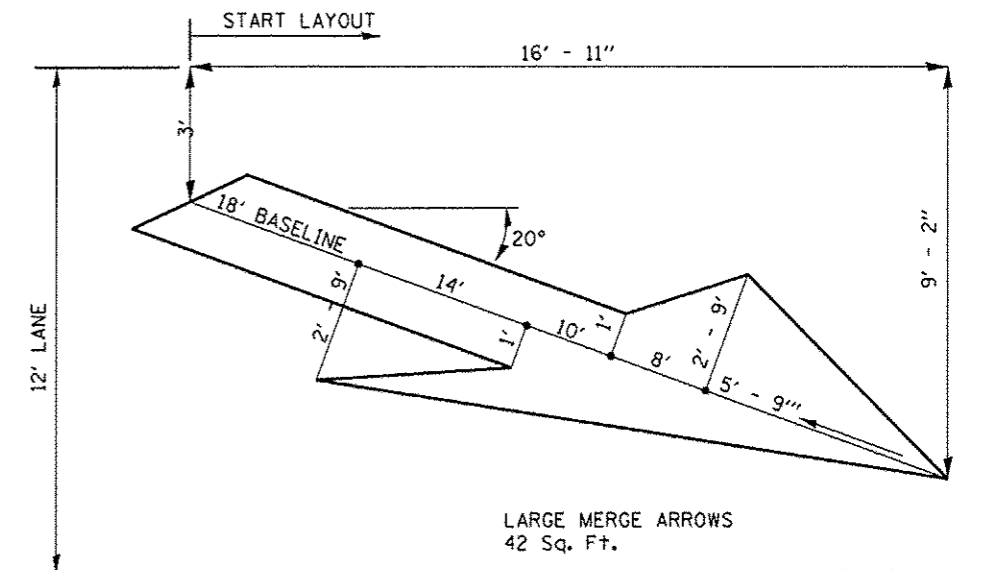
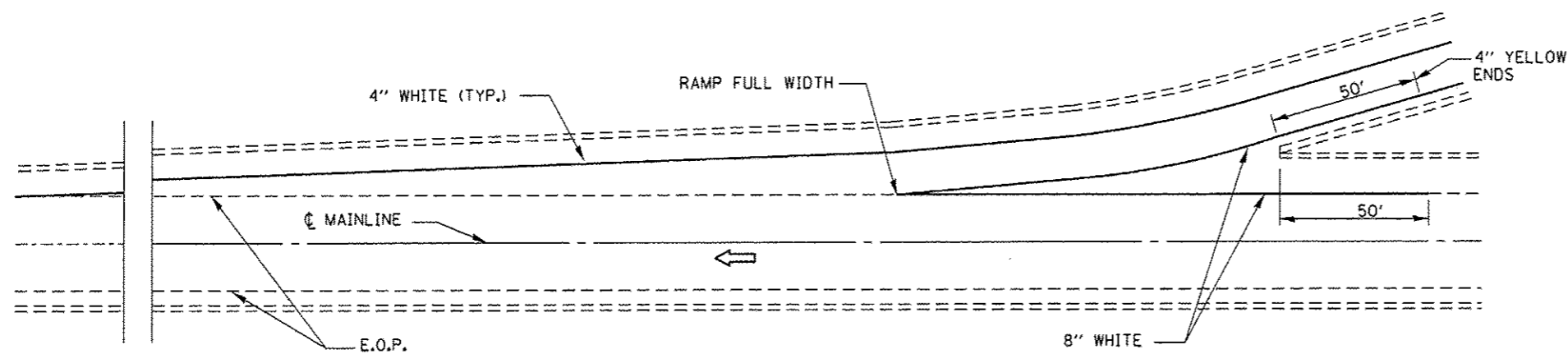


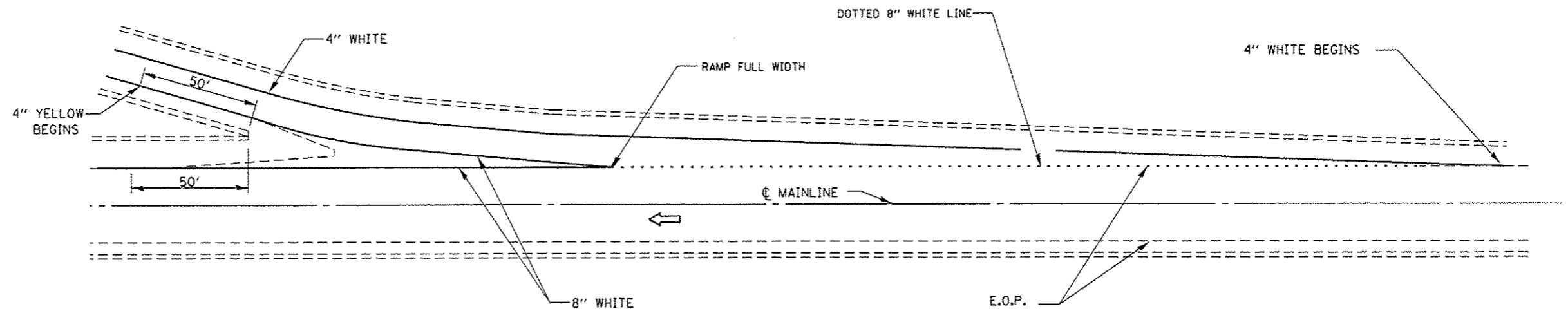
TYPICAL PAVEMENT MARKINGS



LANE DROP ARROW



TYPICAL PAVEMENT MARKING FOR ENTRANCE RAMP TERMINALS



TYPICAL PAVEMENT MARKINGS FOR EXIT RAMP TERMINALS

FILE NAME =	USER NAME = Patelijj	DESIGNED - R WOODSHANK	REVISED -
c:\pwwork\prijot\patelijj\0343032\0366	11-aht-details.dgn	DRAWN - Z SHAW	REVISED -
#MODELNAME#	PLOT SCALE = 100.0000' / 1"	CHECKED - Y PATEL	REVISED -
	PLOT DATE = 12/9/2013	DATE -	REVISED -

STATE OF ILLINOIS
DEPARTMENT OF TRANSPORTATION

TYPICAL PAVEMENT MARKINGS

SCALE: SHEET NO. 1 OF 1 SHEETS STA. TO STA.

F.A.I. RTE.	SECTION	COUNTY	TOTAL SHEETS	SHEET NO.
180	06-2H8-61BP	BUREAU	9	6
ILLINOIS FED. AID PROJECT			CONTRACT NO. 66D11	