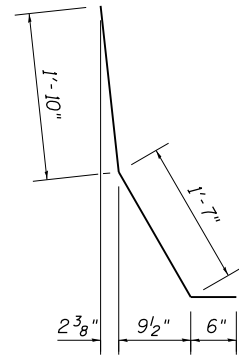


**Bar d(E)**



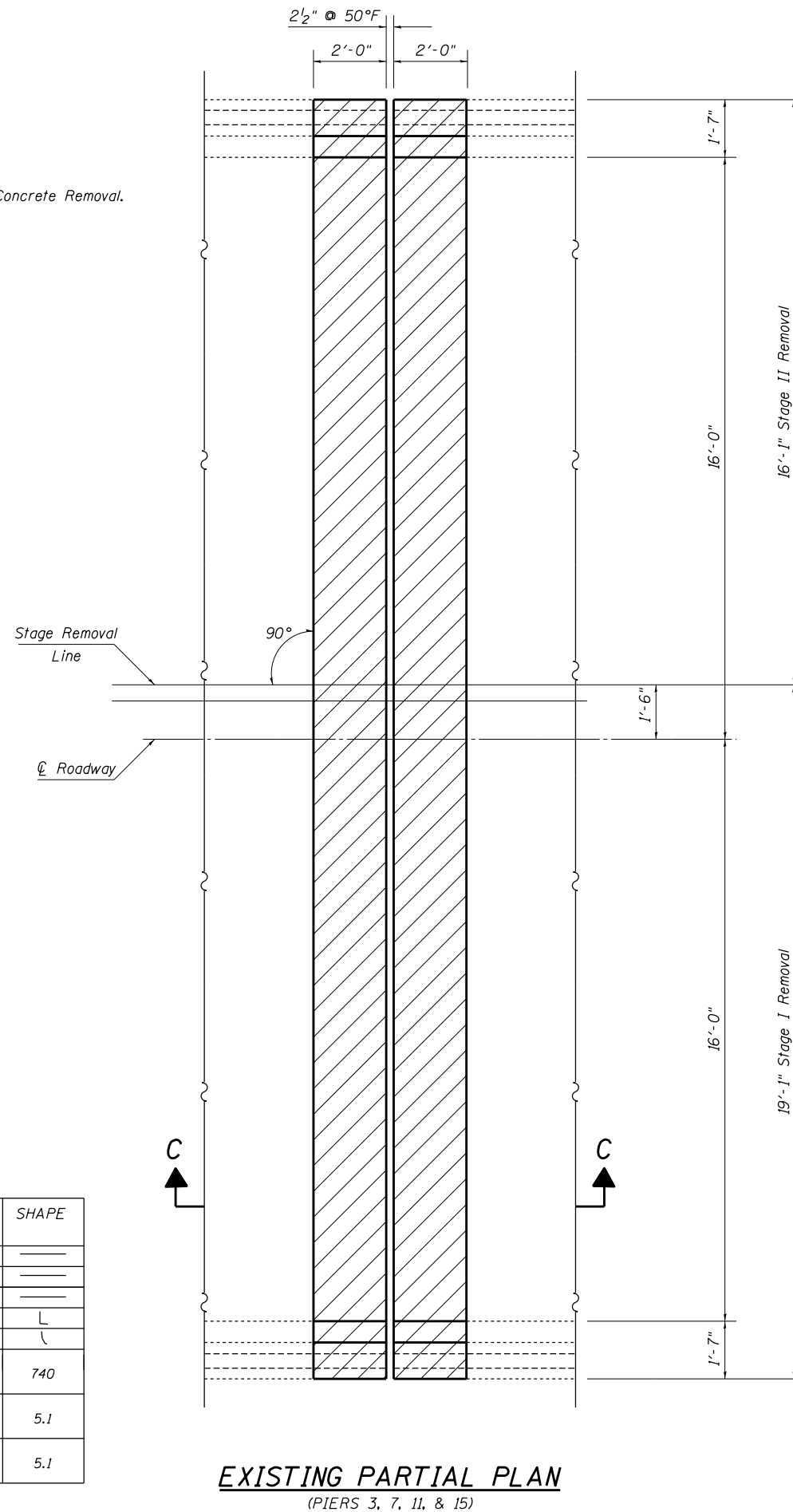
**Bar d(E)**

Hatching indicates Concrete Removal.

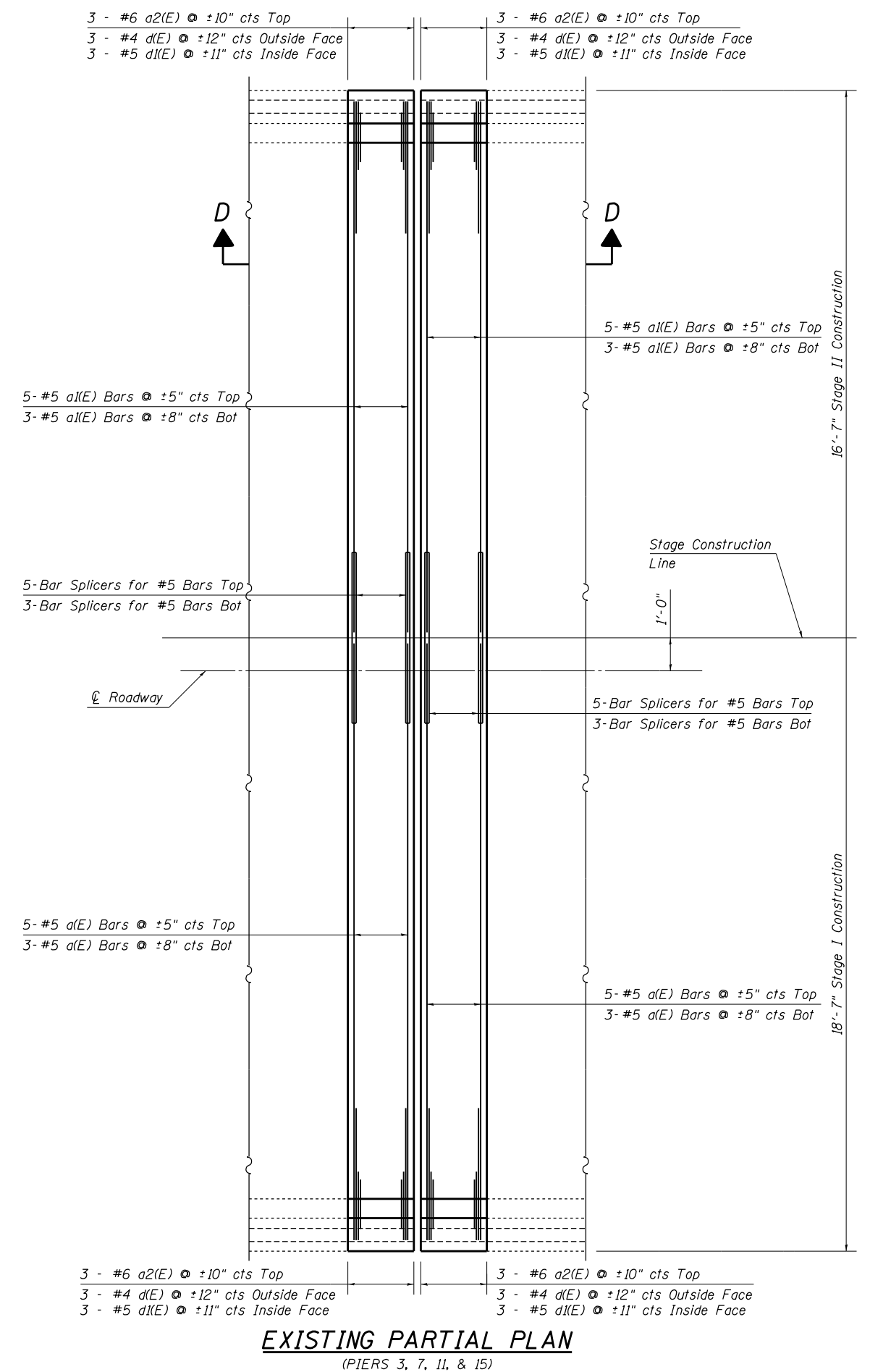
For Section C-C and D-D, See Sheet 9 of 35

**BILL OF MATERIAL**  
(PER PIER)

BAR	NUMBER OF BARS		TOTAL	SIZE	LENGTH	SHAPE
	STAGE I	STAGE II				
a(E)	16		16	#5	18'-1"	—
a(E)		16	16	#5	16'-1"	—
a2(E)	6	6	12	#6	4'-0"	—
d(E)	6	6	12	#4	5'-3"	L
d(E)	6	6	12	#5	3'-11"	\
REINFORCEMENT BARS (EPOXY COATED)					POUND	740
CONCRETE REMOVAL					CU YD	5.1
CONCRETE SUPERSTRUCTURE					CU YD	5.1



**EXISTING PARTIAL PLAN**  
(PIERS 3, 7, 11, & 15)



**EXISTING PARTIAL PLAN**  
(PIERS 3, 7, 11, & 15)

FILE NAME =	USER NAME = steffenmk	DESIGNED - MJM	REVISED -
ci:\pw\work\p\dot\steffenmk\d0340638\074618-sh1-brdetails-0960010.dgn		DRAWN - MJM	REVISED -
Default	PLOT SCALE = 40.0000 ' / in.	CHECKED - MEA	REVISED -
	PLOT DATE = 12/6/2013	DATE - 08/13/2013	REVISED -

STATE OF ILLINOIS  
DEPARTMENT OF TRANSPORTATION

EXPANSION JOINT REPLACEMENT DETAILS - PIERS 3, 7, 11 AND 15  
SN. 096-0010

SCALE: N/A SHEET 8 OF 35 SHEETS STA. TO STA.

F.A.P. RTE.	SECTION	COUNTY	TOTAL SHEETS	SHEET NO.
823	DT BRIDGE REPAIRS 2014-3	WAYNE	60	29
CONTRACT NO. 74618			ILLINOIS FED. AID PROJECT	