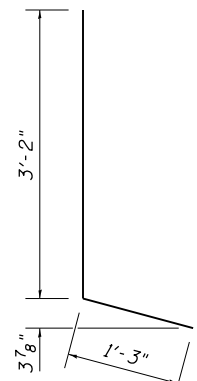


Bar d2(E)



Bar d3(E)

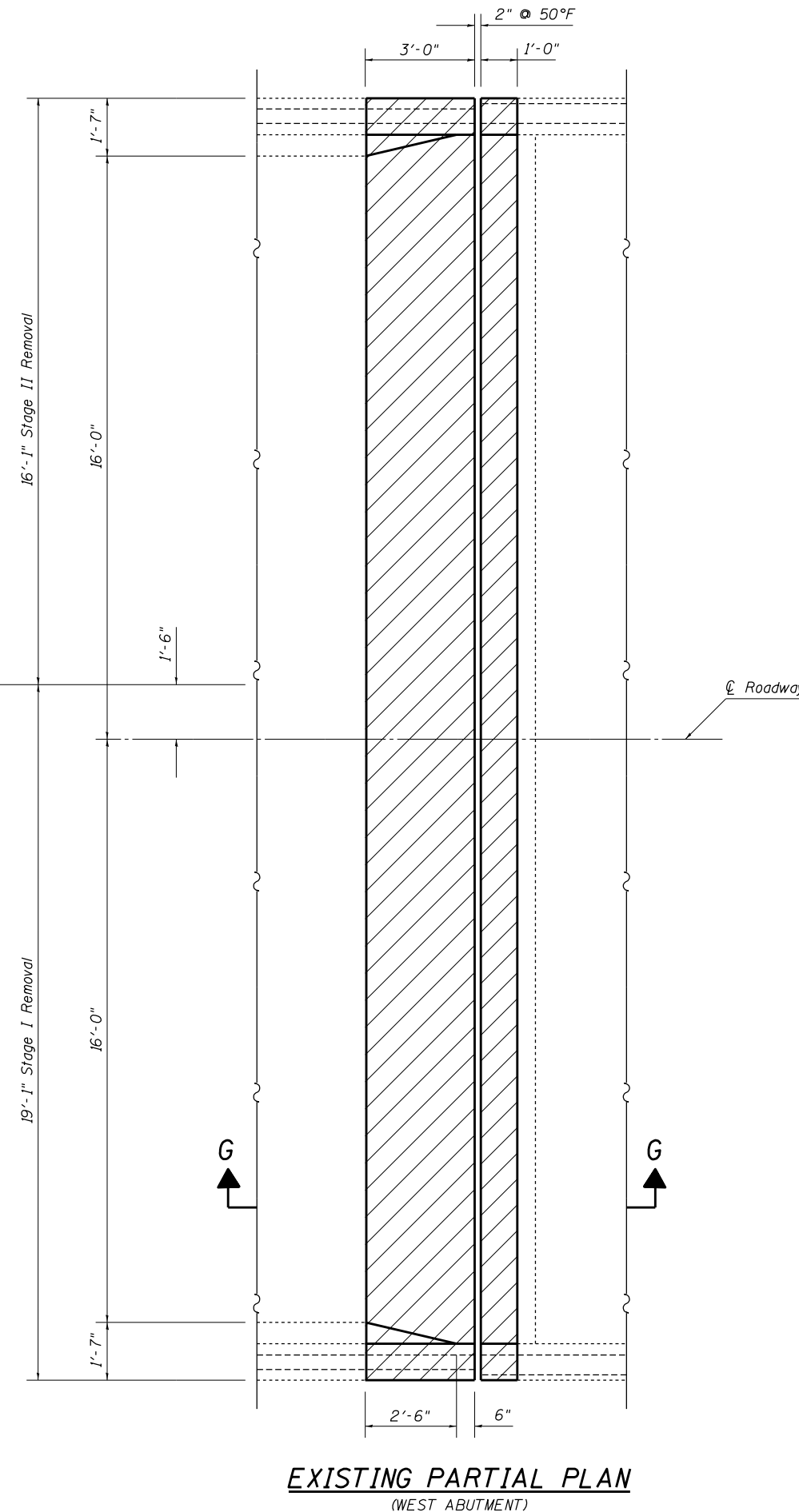
Hatching indicates Concrete Removal.

Stage Removal Line

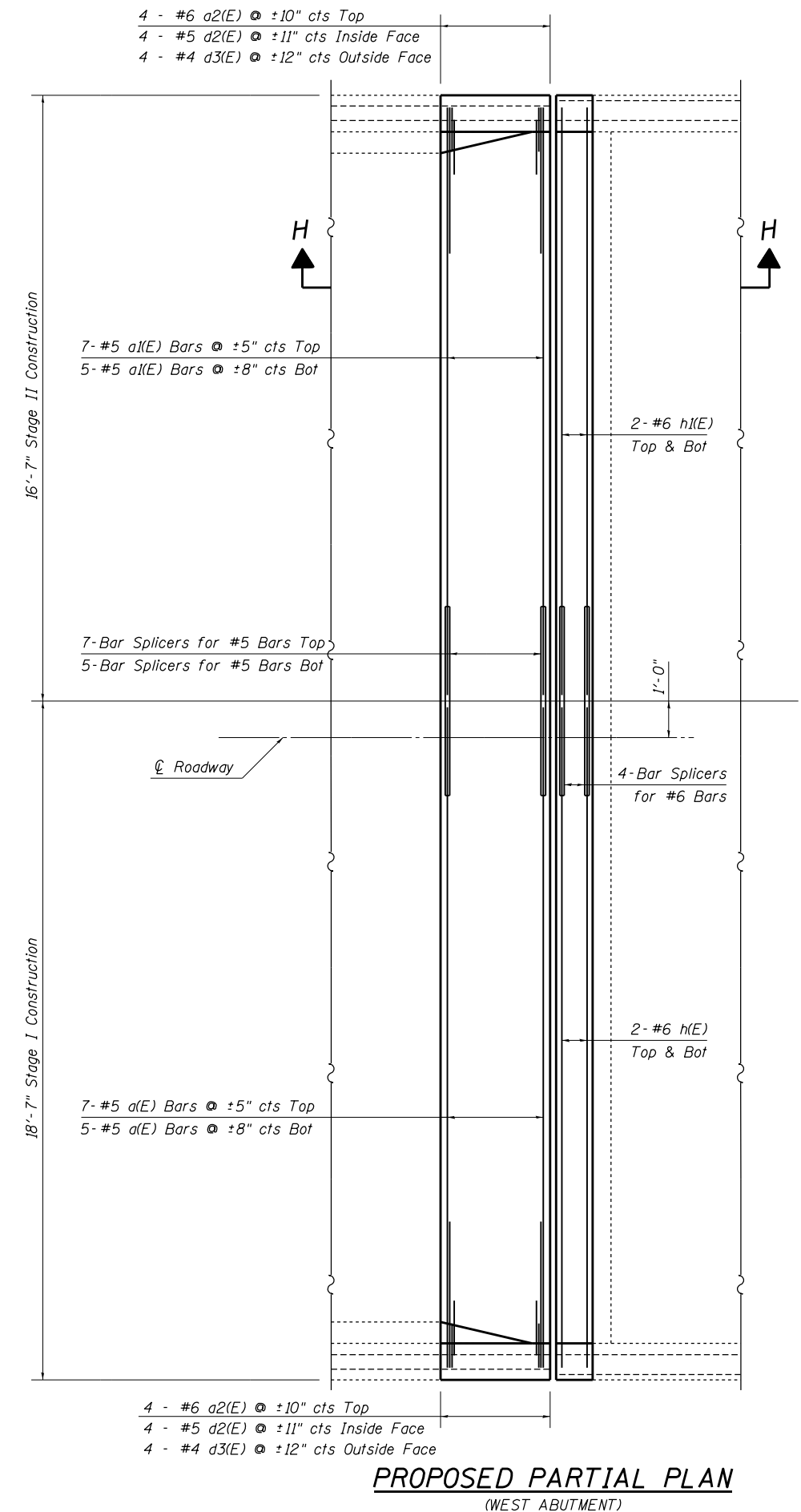
For Section G-G and H-H, See Sheet 13 of 35.

BILL OF MATERIAL

BAR	NUMBER OF BARS		TOTAL	SIZE	LENGTH	SHAPE
	STAGE I	STAGE II				
a(E)	12		12	#5	18'-1"	—
a1(E)		12	12	#5	16'-1"	—
a2(E)	4	4	8	#6	4'-0"	—
d2(E)	4	4	8	#5	4'-2"	L
d3(E)	4	4	8	#4	4'-5"	L
h(E)	4		4	#6	18'-3"	—
h1(E)		4	4	#6	16'-3"	—
REINFORCEMENT BARS (EPOXY COATED)					POUND	750
CONCRETE REMOVAL					CU YD	5.3
CONCRETE SUPERSTRUCTURE					CU YD	5.3



EXISTING PARTIAL PLAN
(WEST ABUTMENT)



PROPOSED PARTIAL PLAN
(WEST ABUTMENT)

FILE NAME =	USER NAME = steffenmk	DESIGNED - MJM	REVISED -
ci:\pwork\pwork\steffenmk\d0340638\074618-sh1-brdetails-0960010.dgn		DRAWN - MJM	REVISED -
Default	PLOT SCALE = 40.0000' / in.	CHECKED - MEA	REVISED -
	PLOT DATE = 12/6/2013	DATE - 08/13/2013	REVISED -

STATE OF ILLINOIS
DEPARTMENT OF TRANSPORTATION

EXPANSION JOINT REPLACEMENT DETAILS - WEST ABUTMENT
SN. 096-0010

SCALE: N/A SHEET 12 OF 35 SHEETS STA. TO STA.

F.A.P. RTE.	SECTION	COUNTY	TOTAL SHEETS	SHEET NO.
823	07 BRIDGE REPAIRS 2014-3	WAYNE	60	33
CONTRACT NO. 74618			ILLINOIS FED. AID PROJECT	