Existing structure: Built 1928 as a single 4' x 6' box culvert, no skew, under 6' of fill, with vertically cantilevered wingwalls on "L" type footings.

Riprap shall be placed at the west end to raise the degraded streambed to the culvert bottom slab, and along the west shoulder.

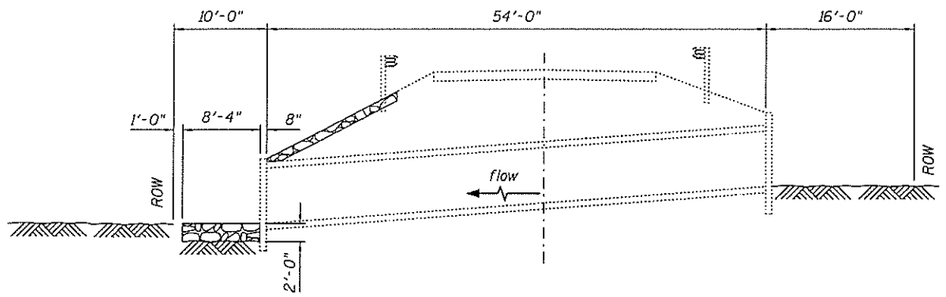

ELEVATION

GENERAL NOTES

Plan dimensions and details relative to existing plans are subject to nominal construction variations. The Contractor shall field verify existing dimensions and details affecting new construction and make necessary approved adjustments prior to construction or ordering of materials. Such variations shall not be cause for additional compensation for a change in scope of the work, however, the Contractor will be paid for the quantity actually furnished at the unit price bid for the work.

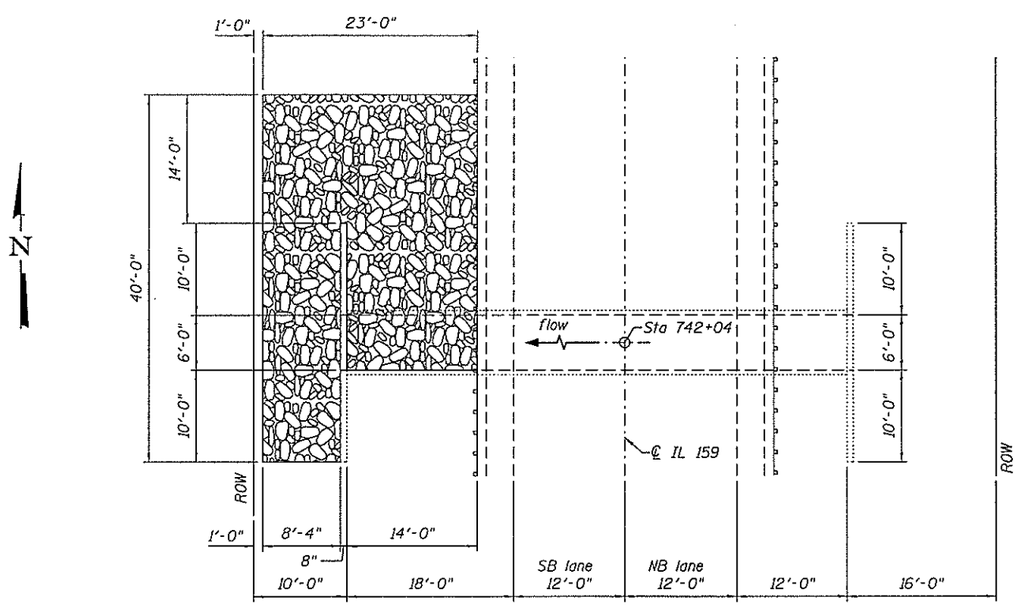

PLAN

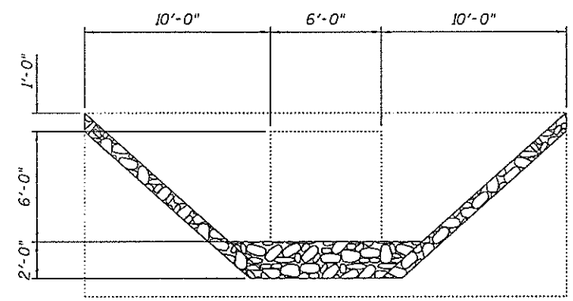

WEST WINGWALL ELEVATION

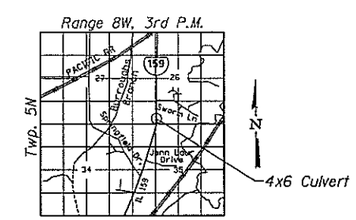

LOCATION SKETCH

TOTAL BILL OF MATERIAL

ITEM	UNIT	TOTAL
Stone Dumped Riprap, Class A4	Sq. Yd.	78

DESIGNED - J. Uehle	EXAMINED	DATE - 2/14/14	STATE OF ILLINOIS DEPARTMENT OF TRANSPORTATION
CHECKED - C. Sanders	ENGINEER OF STRUCTURAL SERVICES		
DRAWN - J. Uehle	PASSED	REVISED	
CHECKED - C. Sanders	ENGINEER OF BRIDGES AND STRUCTURES	REVISED	

CULVERT RIPRAP AT STA 742+04
PLAN AND ELEVATION

SHEET NO. 1 OF 1 SHEETS

F.A.P. RTE.	SECTION	COUNTY	TOTAL SHEETS	SHEET NO.
604	(103,125)RS-2, 125-BR-2	Madison	46	46
		CONTRACT NO. 76G25		
	ILLINOIS	FED. AID PROJECT		