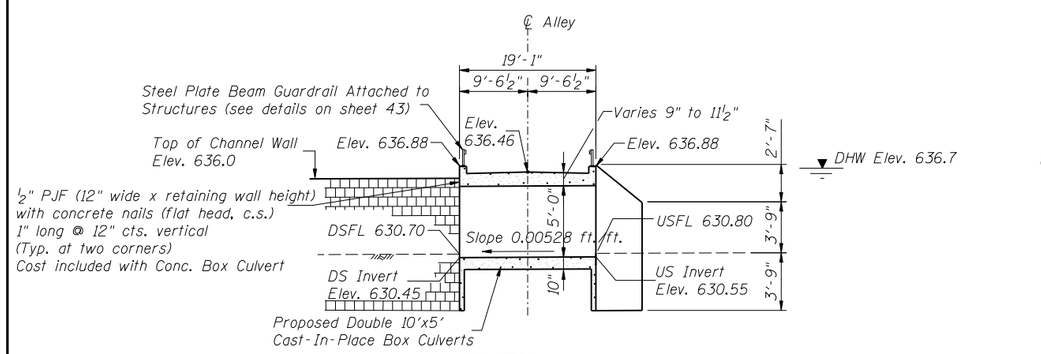

SECTION A-A

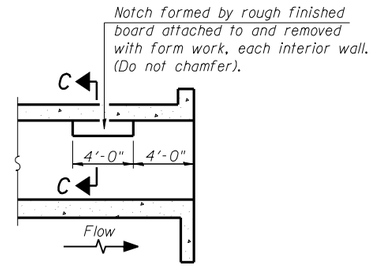

LONGITUDINAL SECTION

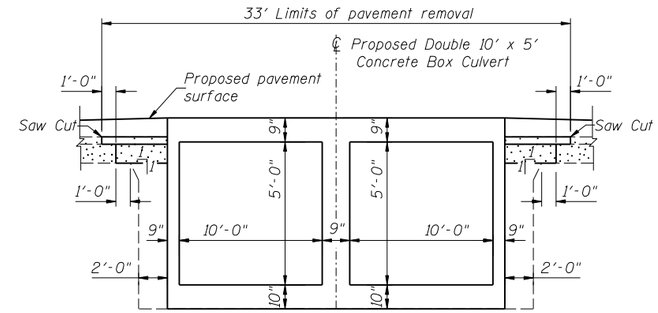

SECTION B-B

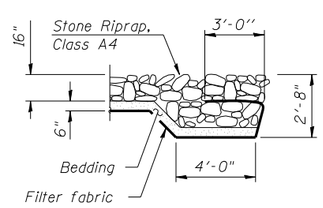

SECTION C-C

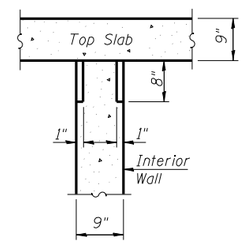

SECTION C-C

PHOEBE NESTING SITE DETAILS
(Downstream End Only)

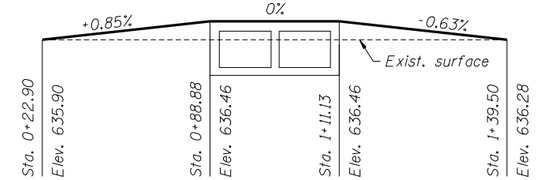

PROFILE GRADE
(along ℄ Alley)

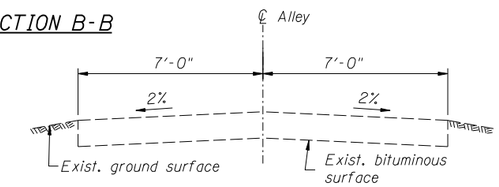

EXISTING ROADWAY SECTION
(at right angles to roadway)

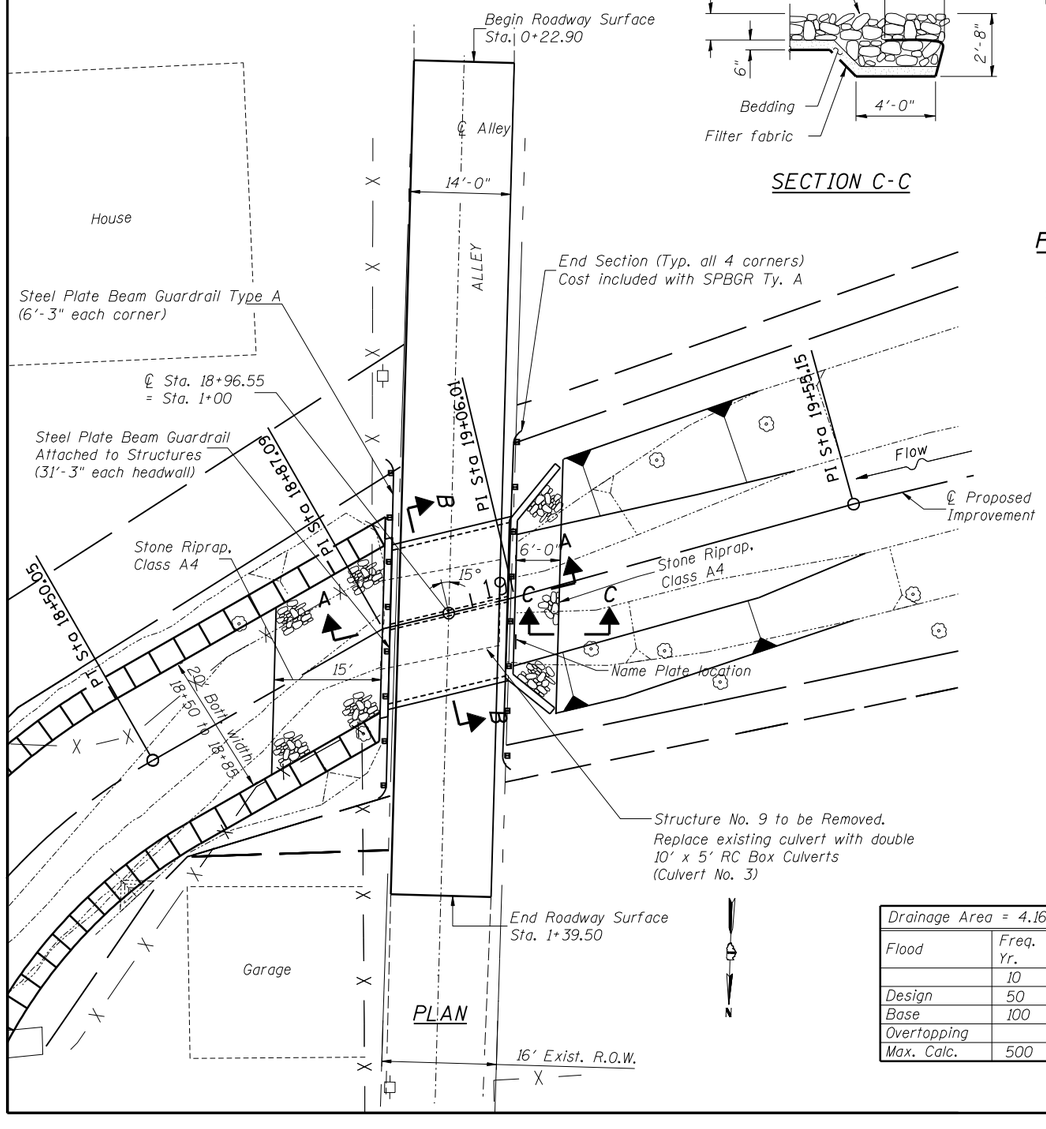

PLAN

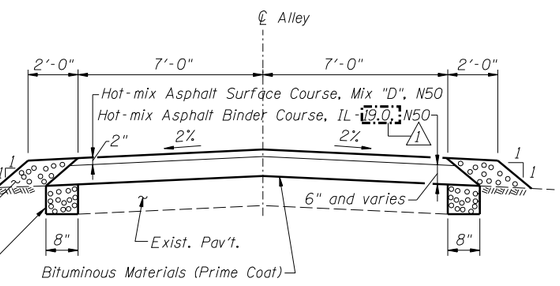

PROPOSED ROADWAY SECTION
(at right angles to roadway)

LOADING HS20-44

Allow 50#/sq. ft. for future wearing surface.

DESIGN SPECIFICATIONS

2002 AASHTO Bridge Design Specifications

DESIGN STRESSES

FIELD UNITS

f'c = 3,500 psi
fy = 60,000 psi (Reinforcement)

CRYSTAL CREEK
BUILT 2010 BY
IL. DEPT. OF NATURAL RESOURCES
OFFICE OF WATER RESOURCES
LOADING HS20

NAME PLATE

See Std. 515001
Note: Attach name plate to upstream headwall.

GENERAL NOTES

Reinforcement bars shall conform to the requirements of ASTM A 706 Gr 60.

Reinforcement bars designated (E) shall be epoxy coated.

All exposed edges of concrete shall be beveled ¾".

Precast alternate is not allowed.

For backfilling and embankment, see Standard Specifications.

Place permanent Bench Mark on downstream headwall.

WATERWAY INFORMATION

Drainage Area = 4.16 sq. mi. Low Grade Elev. 635.90 @ Sta. 0+22.90

Flood	Freq. Yr.	Q C.F.S.	Opening Sq. Ft. Exist.	Opening Sq. Ft. Prop.	Nat. H.W.E.	Head - Ft. Exist.	Head - Ft. Prop.	Headwater El. Exist.	Headwater El. Prop.
	10	305	45	108	634.84	2.38	0	637.22	634.75
Design	50	484	45	108	636.68	1.75	0.02	638.43	636.7
Base	100	579	45	108	637.27	2.24	0	639.51	637.25
Overtopping									
Max. Calc.	500								

Range 12 E - 3rd pm

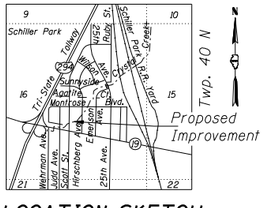

LOCATION SKETCH

TOTAL BILL OF MATERIAL

ITEM	UNIT	QTY.
Concrete Box Culvert	Cu Yd	45.2
Reinforcement Bars, Epoxy Coated	Pound	8,380
Bituminous Materials (Prime Coat)	Gal	7
Hot-mix Asphalt Surface Course, Mix "D", N50	Ton	16
Hot-mix Asphalt Binder Course, IL 19.0, N50	Ton	49
Aggregate Base Course, Type A 6" △1	Sq Yd	14
Aggregate Shoulders, Type B	Ton	10
Pavement Removal	Sq Yd	51
Removal of Existing Structures No. 9	Each	1
Name Plates	Each	1
Stone Riprap, Class A4	Sq Yd	59
Filter Fabric	Sq Yd	59
Steel Plate Beam Guardrail Attached to Structures	Foot	62.5
Steel Plate Beam Guardrail Type A	Foot	25

△1 Revised 2/10/2010, RLP

Designed By TMW Checked By JJF
Drawn By JJF Checked By RLP

O:\OwrProjImpl\Projects\Crystal Creek\JJF\Culvert No 3 Alley.dgn 2/10/2010 3:54:59 PM