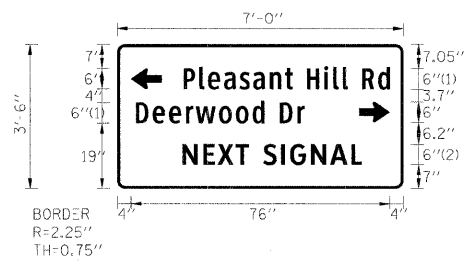


SIGN DETAIL



SIGN NUMBER	S-251
WIDTH x HGHT.	7'-0" x 3'-6"
BORDER WIDTH	0.75"
CORNER RADIUS	2.25"
MOUNTING	Overhead
BACKGROUND	TYPE: Reflective COLOR: Green
LEGEND/BORDER	TYPE: Reflective COLOR: White/White

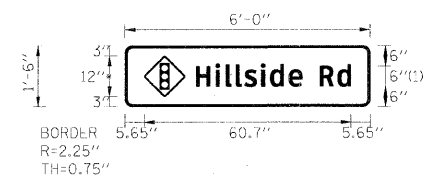
SYMBOL	ROT	X	Y	WID	HT
ARUP	90	4	29	6	9
ARUP	270	71	19.2	6	9

Panel Style: MCDot Street Sign.ssi
Dimensions are in inches.tenths

Letter locations are panel edge to lower left corner

LETTER POSITIONS (X)																LENGTH	SERIESIZE
P	l	e	a	s	a	n	t		H	i	l	l	R	d			ClearviewHwy-2-W
19.4	24.1	26.7	31.4	35.9	39.9	44.9	49.4	51.5	55.8	60.8	63.5	66.2	67.6	71.9	76.6		60.6 64.9
D	e	e	r	w	o	o	d		D	r							ClearviewHwy-2-W
5.5	10.4	15.2	20.1	23.1	29.9	34.8	39.7	43.1	47.8	52.9						49.5 64.9	
N	E	X	T		S	I	G	N	A	L							ClearviewHwy-3-W
19.1	25.3	29.5	34.7	38.5	42.9	48.2	50.8	56.9	62.5	68.7						52.7 6	

SIGN DETAIL



SIGN NUMBER	S-207, S-264
WIDTH x HGHT.	6'-0" x 1'-6"
BORDER WIDTH	0.75"
CORNER RADIUS	2.25"
MOUNTING	Overhead
BACKGROUND	TYPE: Reflective COLOR: Green
LEGEND/BORDER	TYPE: Reflective COLOR: White/White

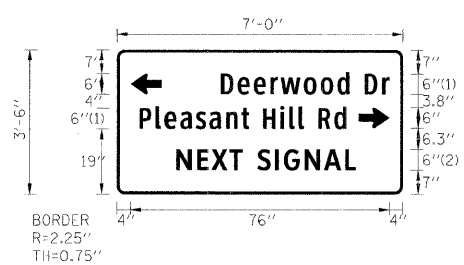
SYMBOL	ROT	X	Y	WID	HT
W3_3	360	5.6	3	12	12

Panel Style: MCDot Street Sign.ssi
Dimensions are in inches.tenths

Letter locations are panel edge to lower left corner

LETTER POSITIONS (X)																LENGTH	SERIESIZE
H	i	l	l	s	i	d	e		R	d							ClearviewHwy-3-W
20.9	26.6	29.6	32.6	35.2	40	42.7	48.1	52.1	57.2	62.5							45.5 64.9

SIGN DETAIL



SIGN NUMBER	S-220
WIDTH x HGHT.	7'-0" x 3'-6"
BORDER WIDTH	0.75"
CORNER RADIUS	2.25"
MOUNTING	Overhead
BACKGROUND	TYPE: Reflective COLOR: Green
LEGEND/BORDER	TYPE: Reflective COLOR: White/White

SYMBOL	ROT	X	Y	WID	HT
ARUP	90	4	29	6	9
ARUP	270	71	19.3	6	9

Panel Style: MCDot Street Sign.ssi
Dimensions are in inches.tenths

Letter locations are panel edge to lower left corner

LETTER POSITIONS (X)																LENGTH	SERIESIZE
D	e	e	r	w	o	o	d		D	r							ClearviewHwy-2-W
30.6	35.5	40.2	45.2	48.2	54.9	59.9	64.8	68.2	72.8	77.9							49.5 64.9
P	l	e	a	s	a	n	t		H	i	l	l	R	d			ClearviewHwy-2-W
6.7	11.3	13.9	18.6	23.2	27.2	32.1	36.6	38.7	43	50.7	53.5	54.9	59.2	63.9			60.6 64.9
N	E	X	T		S	I	G	N	A	L							ClearviewHwy-3-W
17.5	23.6	27.8	33.1	36.9	41.3	46.6	49.1	55.3	60.9	67.1						52.7 6	

NOTE
1. ALL SIGNS SHALL HAVE A WHITE REFLECTORIZED LEGEND AND BORDER ON A GREEN REFLECTORIZED BACKGROUND. ALL SIGNS TO BE CONSTRUCTED WITH 3M DIAMOND GRADE DG3 SHEETING.

REVISIONS	
NAME	DATE

MCHENRY COUNTY DIVISION OF TRANSPORTATION
WALKUP ROAD F.A.U. 0085

SIGN DETAILS
SHEET 1 OF 2

SCALE: N.T.S.
DATE: 08/17/09
DRAWN BY: BRH
CHECKED BY: MCD

ASBNO: PYPON, ATTORNEY GENERAL, CIVIL RIGHTS, 8-4-2009, 1445633, DOCUMENT, 930003ACIVILRIGHTS, 00, 35, 000, 1, 2, 3, 4, 5, 6, 7, 8, 9, 202, 223, 24, 25, 26, 27, 28, 29, 30, 31, 32, 33, 34, 35, 36, 37, 38, 39, 40, 41, 42, 43, 44, 45, 46, 47, 48, 49, 50, 51, 52, 53, 54, 55, 56, 57, 58, 59, 60, 61, 62, 63, STANKB1