STATE OF ILLINOIS
DEPARTMENT OF TRANSPORTATION

ROUTE NO.	SECTION	COUNTY	TOTAL SHEETS	SHEET NO.
F.A.P. 301	1-HBR-2	WINNEBAGO	57	22
FED. ROAD DIST. NO. 7	ILLINOIS	FED. AID PROJECT-		

SHEET NO. 3
27 SHEETS

Contract #64D50

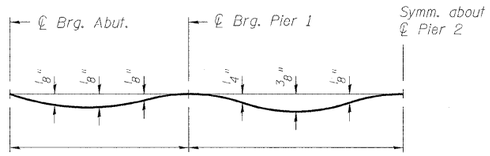

DEAD LOAD DEFLECTION DIAGRAM

(Includes weight of concrete only.)

Note:
The above deflections are not to be used in the field if the engineer is working from the grade elevations adjusted for dead load deflections as shown below.

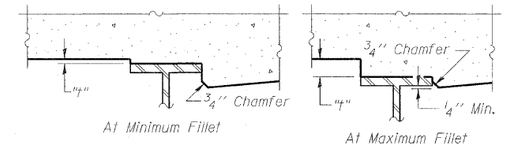

To determine "t": After all structural steel has been erected, elevations of the top flanges of the beams shall be taken at intervals shown below. These elevations subtracted from the "Theoretical Grade Elevations Adjusted for Dead Load Deflection" shown below, minus slab thickness, equals the fillet heights "t" above top flange of beams.

FILLET HEIGHTS

BEAM 1

Location	Station	Offset	Theoretical Grade Elevations	Theoretical Grade Elevations Adjusted For Dead Load Deflection
Bk. S. Abut.	98+98.91	-15.00	787.38	787.38
℄ Brg. S. Abut.	99+02.05	-15.00	787.39	787.39
A	99+12.05	-15.00	787.44	787.45
B	99+22.05	-15.00	787.49	787.51
C	99+32.05	-15.00	787.54	787.55
℄ Brg. Pier 1	99+46.05	-15.00	787.61	787.61
D	99+56.05	-15.00	787.66	787.67
E	99+66.05	-15.00	787.71	787.74
F	99+76.05	-15.00	787.76	787.79
G	99+86.05	-15.00	787.81	787.83
H	99+96.05	-15.00	787.86	787.87
℄ Brg. Pier 2	100+04.55	-15.00	787.91	787.91
I	100+14.55	-15.00	787.96	787.96
J	100+24.55	-15.00	788.01	788.03
K	100+34.55	-15.00	788.06	788.08
L	100+44.55	-15.00	788.10	788.12
M	100+54.55	-15.00	788.15	788.16
℄ Brg. Pier 3	100+63.05	-15.00	788.20	788.20
N	100+73.05	-15.00	788.25	788.25
O	100+83.05	-15.00	788.30	788.31
P	100+93.05	-15.00	788.35	788.36
℄ Brg. N. Abut.	101+07.05	-15.00	788.42	788.42
Bk. N. Abut.	101+10.18	-15.00	788.43	788.43

BEAM 2

Location	Station	Offset	Theoretical Grade Elevations	Theoretical Grade Elevations Adjusted For Dead Load Deflection
Bk. S. Abut.	98+97.09	-9.00	787.48	787.48
℄ Brg. S. Abut.	99+00.23	-9.00	787.49	787.49
A	99+10.23	-9.00	787.54	787.56
B	99+20.23	-9.00	787.59	787.61
C	99+30.23	-9.00	787.64	787.65
℄ Brg. Pier 1	99+44.23	-9.00	787.71	787.71
D	99+54.23	-9.00	787.76	787.77
E	99+64.23	-9.00	787.81	787.84
F	99+74.23	-9.00	787.86	787.89
G	99+84.23	-9.00	787.91	787.93
H	99+94.23	-9.00	787.96	787.97
℄ Brg. Pier 2	100+02.73	-9.00	788.01	788.01
I	100+12.73	-9.00	788.06	788.06
J	100+22.73	-9.00	788.11	788.13
K	100+32.73	-9.00	788.16	788.18
L	100+42.73	-9.00	788.20	788.22
M	100+52.73	-9.00	788.25	788.26
℄ Brg. Pier 3	100+61.23	-9.00	788.30	788.30
N	100+71.23	-9.00	788.35	788.35
O	100+81.23	-9.00	788.40	788.41
P	100+91.23	-9.00	788.45	788.46
℄ Brg. N. Abut.	101+05.23	-9.00	788.52	788.52
Bk. N. Abut.	101+08.36	-9.00	788.53	788.53

BEAM 3

Location	Station	Offset	Theoretical Grade Elevations	Theoretical Grade Elevations Adjusted For Dead Load Deflection
Bk. S. Abut.	98+95.27	-3.00	787.56	787.56
℄ Brg. S. Abut.	98+98.41	-3.00	787.58	787.58
A	99+08.41	-3.00	787.63	787.64
B	99+18.41	-3.00	787.68	787.69
C	99+28.41	-3.00	787.73	787.74
℄ Brg. Pier 1	99+42.41	-3.00	787.80	787.80
D	99+52.41	-3.00	787.85	787.86
E	99+62.41	-3.00	787.90	787.92
F	99+72.41	-3.00	787.95	787.98
G	99+82.41	-3.00	788.00	788.02
H	99+92.41	-3.00	788.05	788.06
℄ Brg. Pier 2	100+00.91	-3.00	788.09	788.09
I	100+10.91	-3.00	788.14	788.15
J	100+20.91	-3.00	788.19	788.21
K	100+30.91	-3.00	788.24	788.27
L	100+40.91	-3.00	788.29	788.31
M	100+50.91	-3.00	788.34	788.35
℄ Brg. Pier 3	100+59.41	-3.00	788.38	788.38
N	100+69.41	-3.00	788.43	788.44
O	100+79.41	-3.00	788.48	788.49
P	100+89.41	-3.00	788.53	788.55
℄ Brg. N. Abut.	101+03.41	-3.00	788.60	788.60
Bk. N. Abut.	101+06.55	-3.00	788.62	788.62

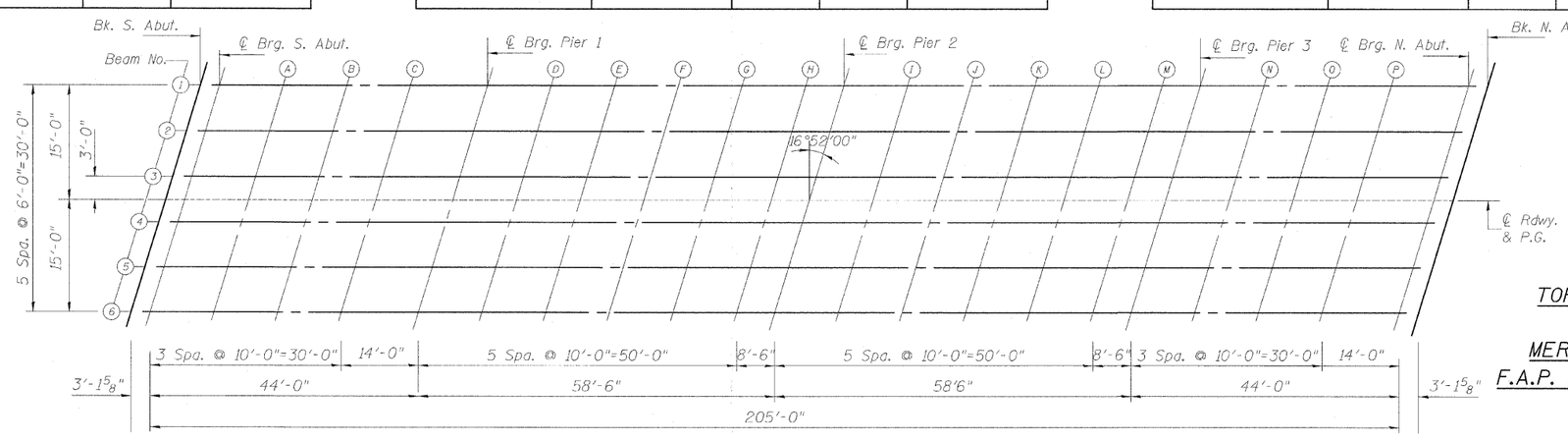

PLAN

DESIGNED	GUN / OAO
CHECKED	FCO
DRAWN	TCS / GUN
CHECKED	FCO

HOH HARRY O. HOFFER-ASSOCIATES, INC. DESIGN AND CONSULTING ENGINEERS
55 East Jackson Blvd. Suite 600 Chicago, Il 60604 312-346-8133
PROJECT NUMBER 2945

TOP OF SLAB ELEVATIONS
AND LAYOUT
MERIDIAN ROAD OVER US 20
F.A.P. 301 (US 20) - SEC. 1-HBR-2
WINNEBAGO COUNTY
STATION 100+00
STRUCTURE NO. 101-0096

1:46:09 PM 11/13/2009 H:\Projects\2945\DGNS\Structural\Meridian Road\Construction Issue\0100096-64D50-003-DECKELEV1.dgn