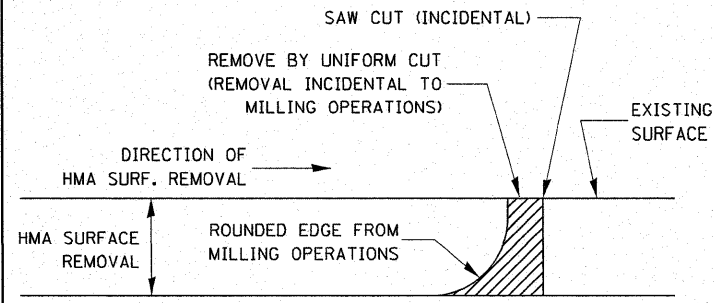


NOTE: TO BE USED AT ALL END SECTIONS

DETAIL OF EROSION CONTROL BLANKET LINING AROUND END SECTION

NOTE: PRC FLARED END SECTION SHOWN. TREATMENT SAME FOR OTHER END SECTIONS.

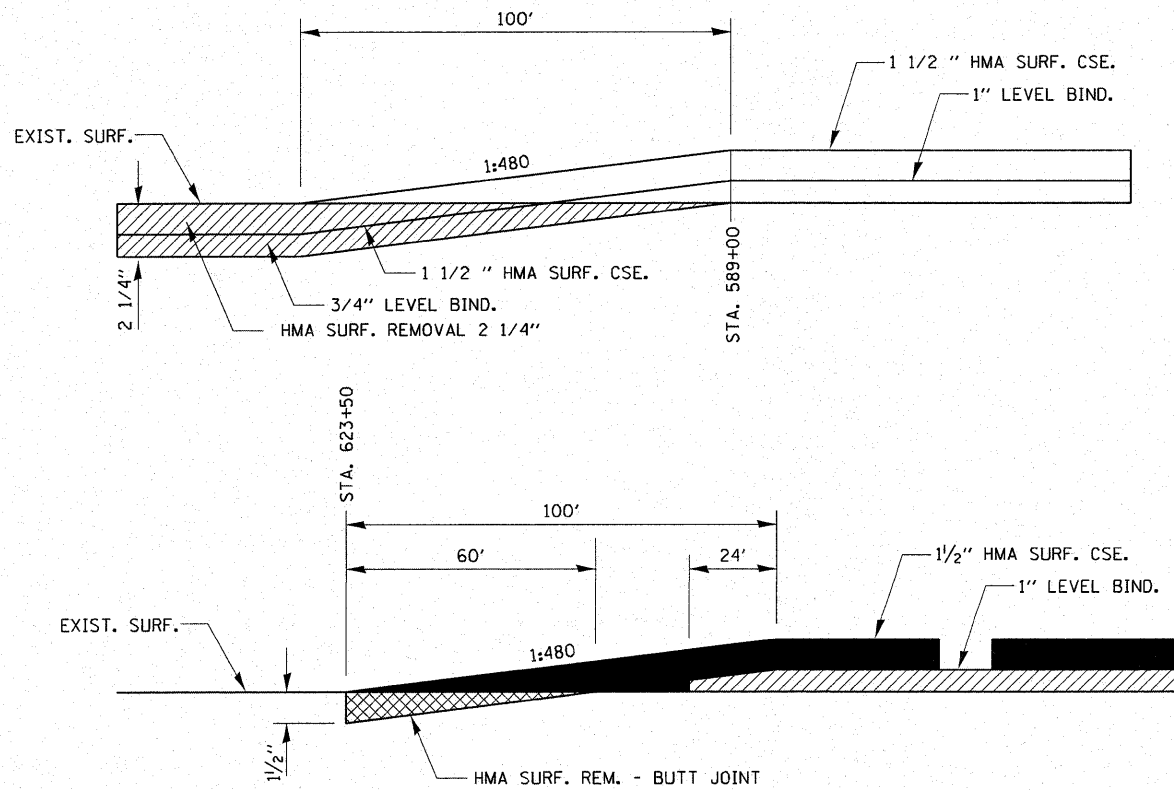
251-2



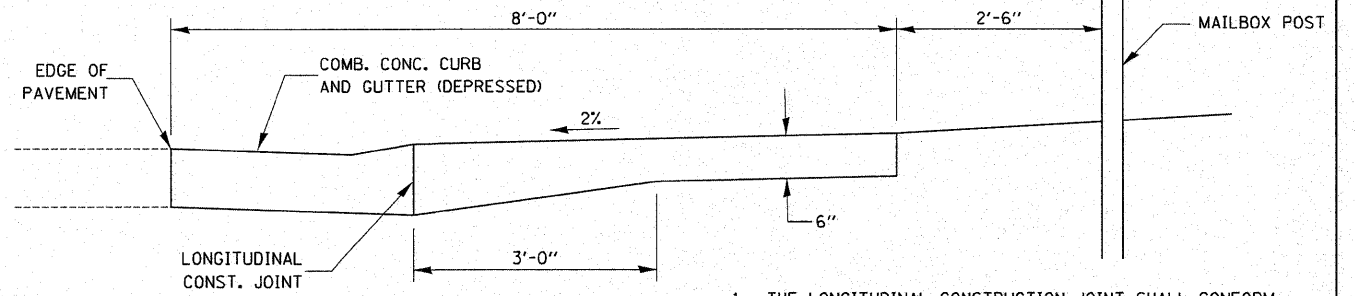
NOTE:
WHEN MILLING OPERATIONS PRODUCE A ROUNDED EDGE, THEN A SAW CUT SHALL BE USED TO MANUFACTURE A PERPENDICULAR EDGE AS SHOWN IN THE DETAIL. THE ENGINEER SHALL BE THE SOLE JUDGE CONCERNING THE USE OF THIS DETAIL

HMA DETAIL AT BUTT JOINTS

406-8

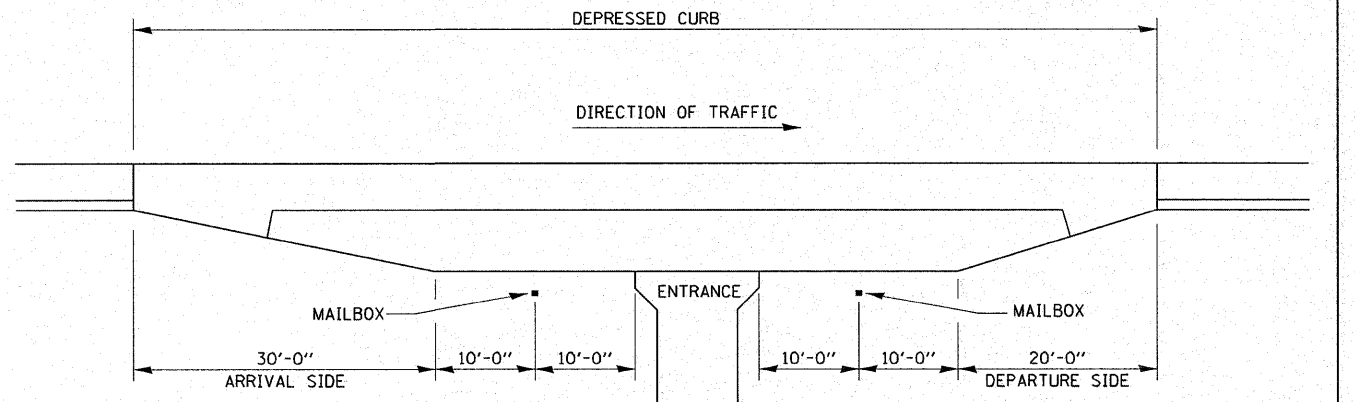
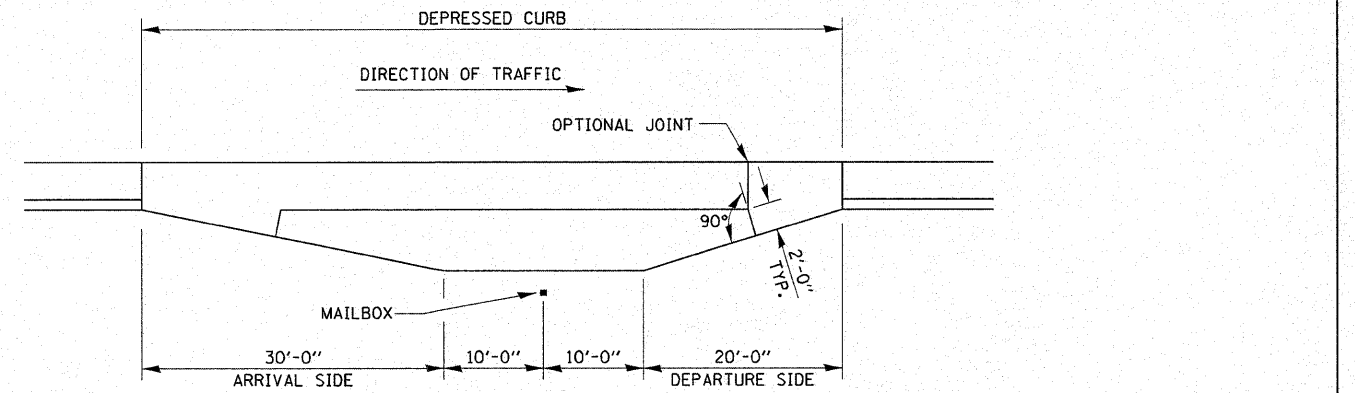


406-11



TYPICAL CROSS SECTION

1. THE LONGITUDINAL CONSTRUCTION JOINT SHALL CONFORM TO SECTION 420.05 OF THE STANDARD SPECIFICATIONS.
2. THIS WORK WILL BE PAID FOR AT THE CONTRACT UNIT PRICE PER SQUARE YARD FOR P.C. CONCRETE DRIVEWAY PAVEMENT OF THE THICKNESS SPECIFIED ON THE PLANS WHICH PRICE SHALL INCLUDE THE LONGITUDINAL CONSTRUCTION JOINT, AND THE ADDITIONAL THICKNESS REQUIRED TO TRANSITION TO THE DEPRESSED COMBINATION CONCRETE CURB AND GUTTER.
3. MAINTAIN A MINIMUM 10' TANGENT SECTION FROM EACH SIDE OF MAILBOX.



DETAIL OF MAILBOX TURNOUT IN CURB AND GUTTER SECTION
TYPICAL INSTALLATION

406-14

MAILBOX TURNOUT WITH URBAN TYPICAL

FILE NAME =	USER NAME = I00TCAD	DESIGNED - SPF	REVISED -
W:\2193.03-100T IL 116 Plans\09\Sheet Files\202300DET.dgn		DRAWN - FJS	REVISED -
PLOT SCALE = 1/8000' / IN.		CHECKED - JMS	REVISED -
PLOT DATE = 9/21/2009		DATE - 09/25/09	REVISED -

STATE OF ILLINOIS
DEPARTMENT OF TRANSPORTATION

DETAILS

SCALE:	SHEET NO. 01 OF 09 SHEETS	STA. TO STA.	F.A.P. RTE.	SECTION	COUNTY	TOTAL SHEETS	SHEET NO.
			681	114 RS-2	LIVINGSTON	63	39
			CONTRACT NO. 66532				

FED. ROAD DIST. NO. ILLINOIS FED. AID PROJECT