

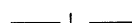

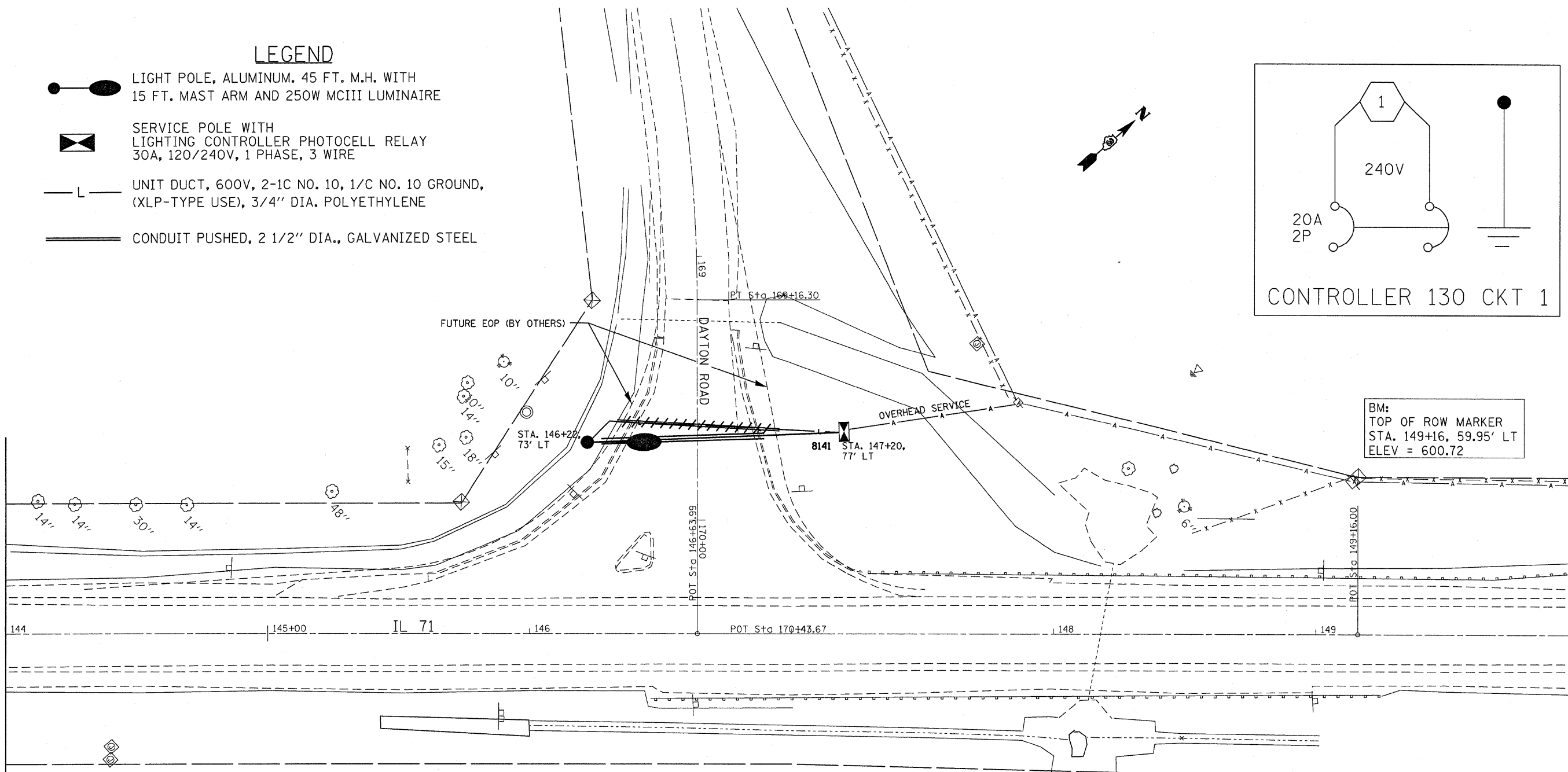
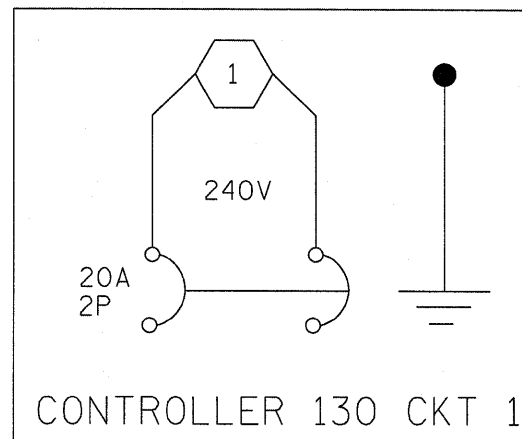


LEGEND

-  LIGHT POLE, ALUMINUM. 45 FT. M.H. WITH 15 FT. MAST ARM AND 250W MCIII LUMINAIRE
-  SERVICE POLE WITH LIGHTING CONTROLLER PHOTOCELL RELAY 30A, 120/240V, 1 PHASE, 3 WIRE
-  UNIT DUCT, 600V, 2-1C NO. 10, 1/C NO. 10 GROUND, (XLP-TYPE USE), 3/4" DIA. POLYETHYLENE
-  CONDUIT PUSHED, 2 1/2" DIA., GALVANIZED STEEL



BILL OF MATERIALS

DAYTON ROAD		QUANTITY
ELECTRIC SERVICE INSTALLATION	EACH	1
CONDUIT PUSHED, 2 1/2" DIA., GALVANIZED STEEL	FOOT	62-65'
UNIT DUCT, 600V, 2-1C NO. 10, 1/C NO. 10 GROUND, (XLP-TYPE USE), 3/4" DIA. POLYETHYLENE	FOOT	115-110'
TRENCH & BACKFILL FOR ELECTRICAL WORK	FOOT	25.2'-4' 8141
LUMINAIRE, SODIUM VAPOR, HORIZONTAL MOUNT 250 WATT	EACH	1
LIGHTING CONTROLLER PHOTOCELL RELAY	EACH	1
LIGHT POLE, ALUMINUM, 45 FT. M.H., 15 FT. MAST ARM	EACH	1
LIGHT POLE FOUNDATION METAL, 15" BOLT CIRCLE, 8" X 6'	EACH	1
BREAKAWAY DEVICE, COUPLING, WITH STAINLESS STEEL SCREEN	EACH	4

FOR INFORMATION ONLY

