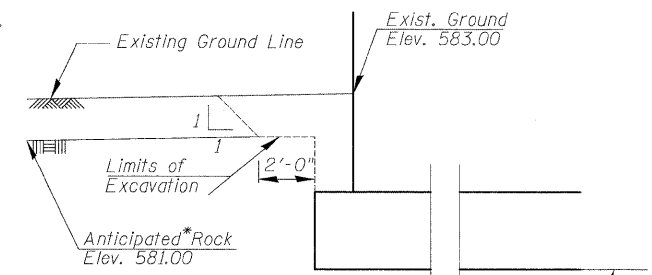
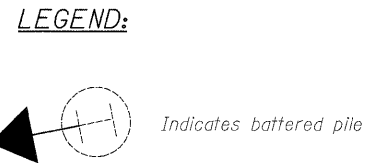
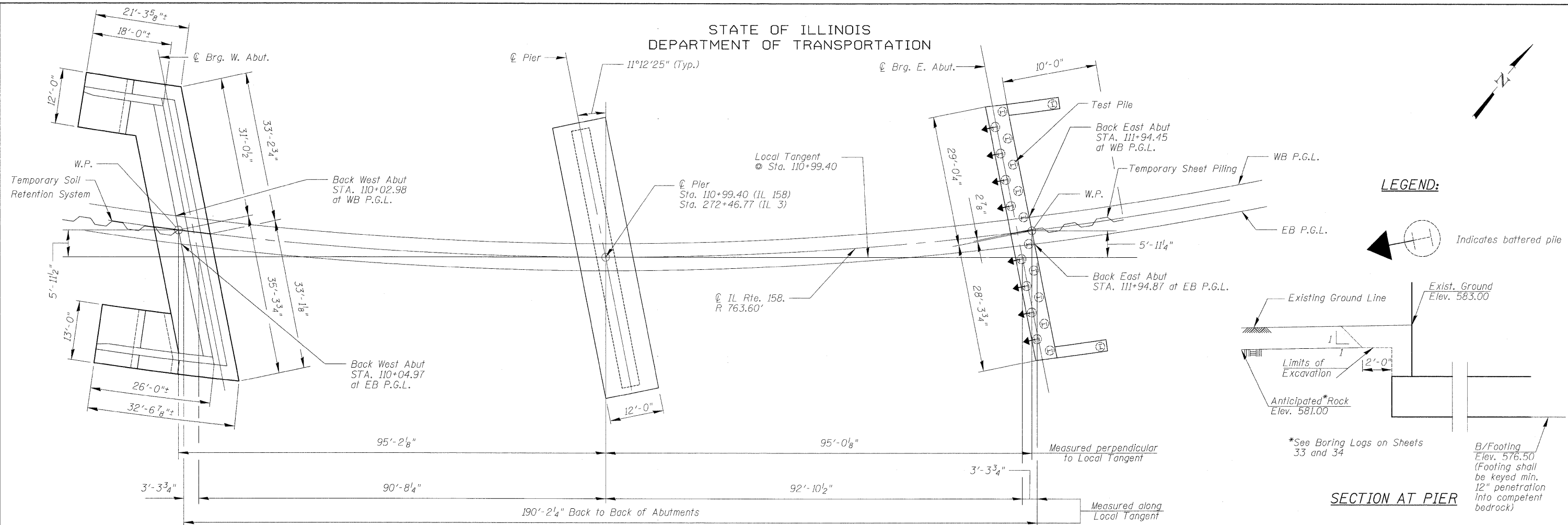
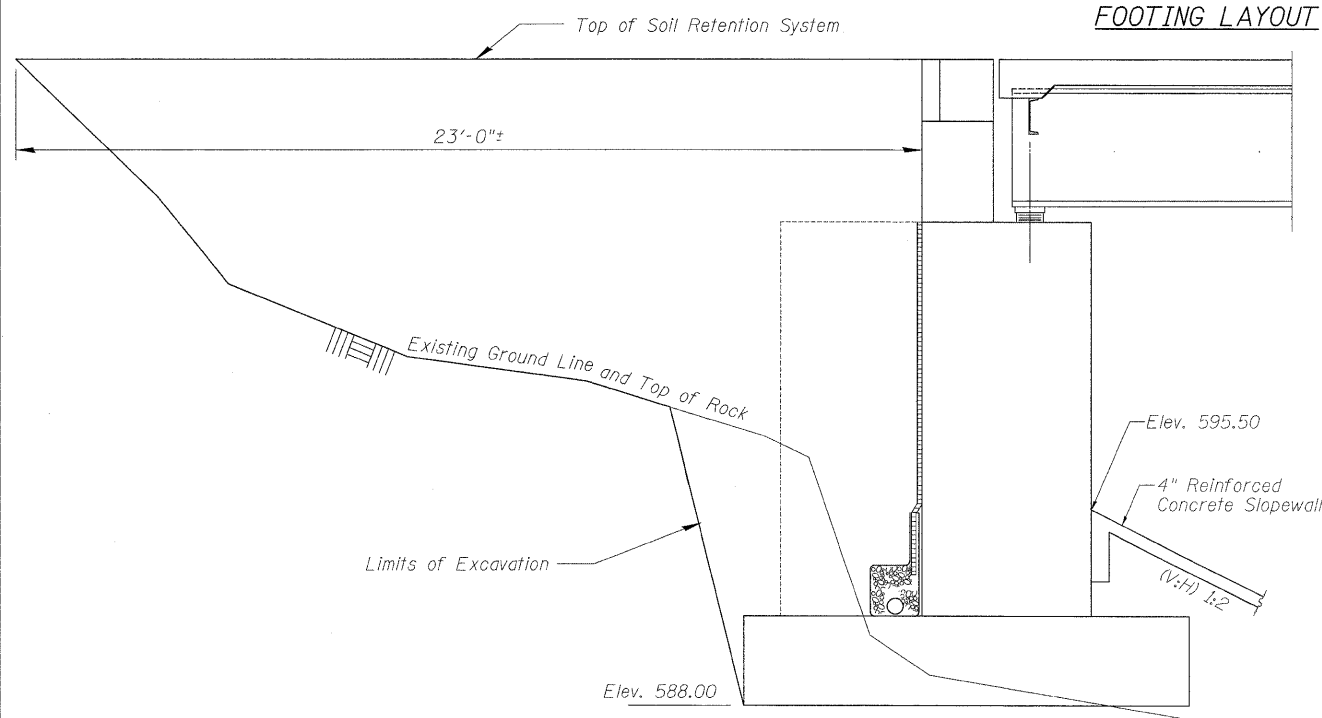


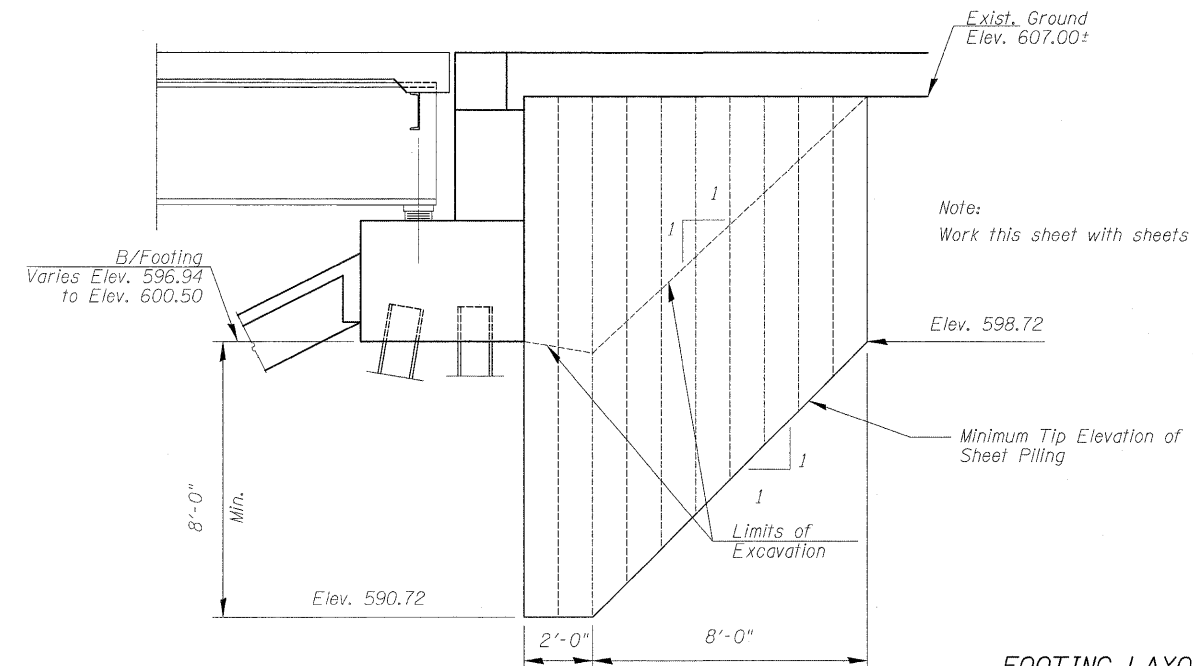
STATE OF ILLINOIS
DEPARTMENT OF TRANSPORTATION



FOOTING LAYOUT



SECTION AT WEST ABUTMENT



**SECTION AT EAST ABUTMENT
TEMPORARY SHEET PILING DETAILS**

**FOOTING LAYOUT & TEMPORARY SHEET PILING DETAILS
STRUCTURE NO. 067-0042**

Notes:
 If the Contractor chooses to alter the temporary cantilevered sheet piling requirements shown on the plans, a design submittal including plan details and calculations will be required for review and acceptance by the Engineer.
 Contractor shall investigate existing buried utility line or structure before installing sheet piling.

| |
|--------------------|
| DESIGNED - JPM |
| CHECKED - CCS |
| DRAWN - JPM |
| CHECKED - WPM, CCS |
| 9-28-09 |



TEMPORARY SOIL RETENTION SYSTEM
 Notes:
 A cantilevered sheet piling design does not appear feasible and additional members or other retention systems may be necessary. The Contractor shall submit a temporary soil retention system design including plan details and calculations for review and acceptance by the Engineer.

| | | | | | |
|---|------------|---------|--------|--------------|-----------|
| SHEET NO. 4 34 SHEETS | F.A.P RTE. | SECTION | COUNTY | TOTAL SHEETS | SHEET NO. |
| | 809 | 67-1HBR | Monroe | 144 | 68 |
| CONTRACT NO. 76977 | | | | | |
| FED. ROAD DIST. NO. 7 ILLINOIS FED. AID PROJECT | | | | | |