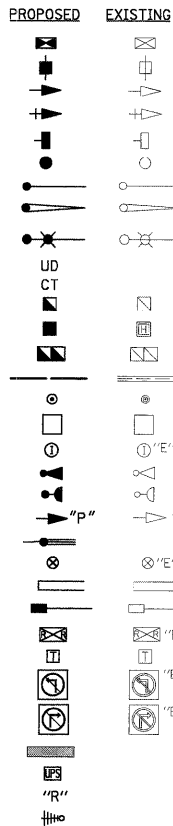


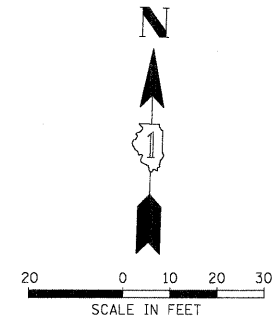
TRAFFIC SIGNAL LEGEND

- CONTROLLER
- SERVICE INSTALLATION
- SIGNAL HEAD
- SIGNAL HEAD WITH BACKPLATE
- SIGNAL HEAD, PEDESTRIAN
- SIGNAL POST
- MAST ARM ASSEMBLY AND POLE, STEEL
- MAST ARM ASSEMBLY AND POLE, ALUMINUM
- COMBINATION MAST ARM ASSEMBLY AND POLE, STEEL WITH LUMINAIRE
- UNIT DUCT
- COMMON TRENCH
- HANDHOLE
- HEAVY DUTY HANDHOLE
- DOUBLE HANDHOLE
- G.S. CONDUIT IN TRENCH (T) OR PUSHED (P)
- PEDESTRIAN PUSHBUTTON DETECTOR
- DETECTOR LOOP
- CAST IRON JUNCTION BOX
- EMERGENCY VEHICLE LIGHT DETECTOR
- CONFIRMATION BEACON
- SIGNAL HEAD OPTICALLY PROGRAMMED
- CONDUIT SPLICE
- WOOD POLE
- RACEWAY FOR MAGNETIC DETECTOR, TYPE I OR TYPE II
- VEHICLE DETECTOR, NON COMPENSATED MAGNETIC TYPE
- RAILROAD CONTROL CABINET
- TELEPHONE CONNECTION
- ILLUMINATED SIGN "NO LEFT TURN"
- ILLUMINATED SIGN "NO RIGHT TURN"
- DEPRESSED CURB
- UNINTERRUPTIBLE POWER SUPPLY
- RELOCATED
- RADIO INTERCONNECT



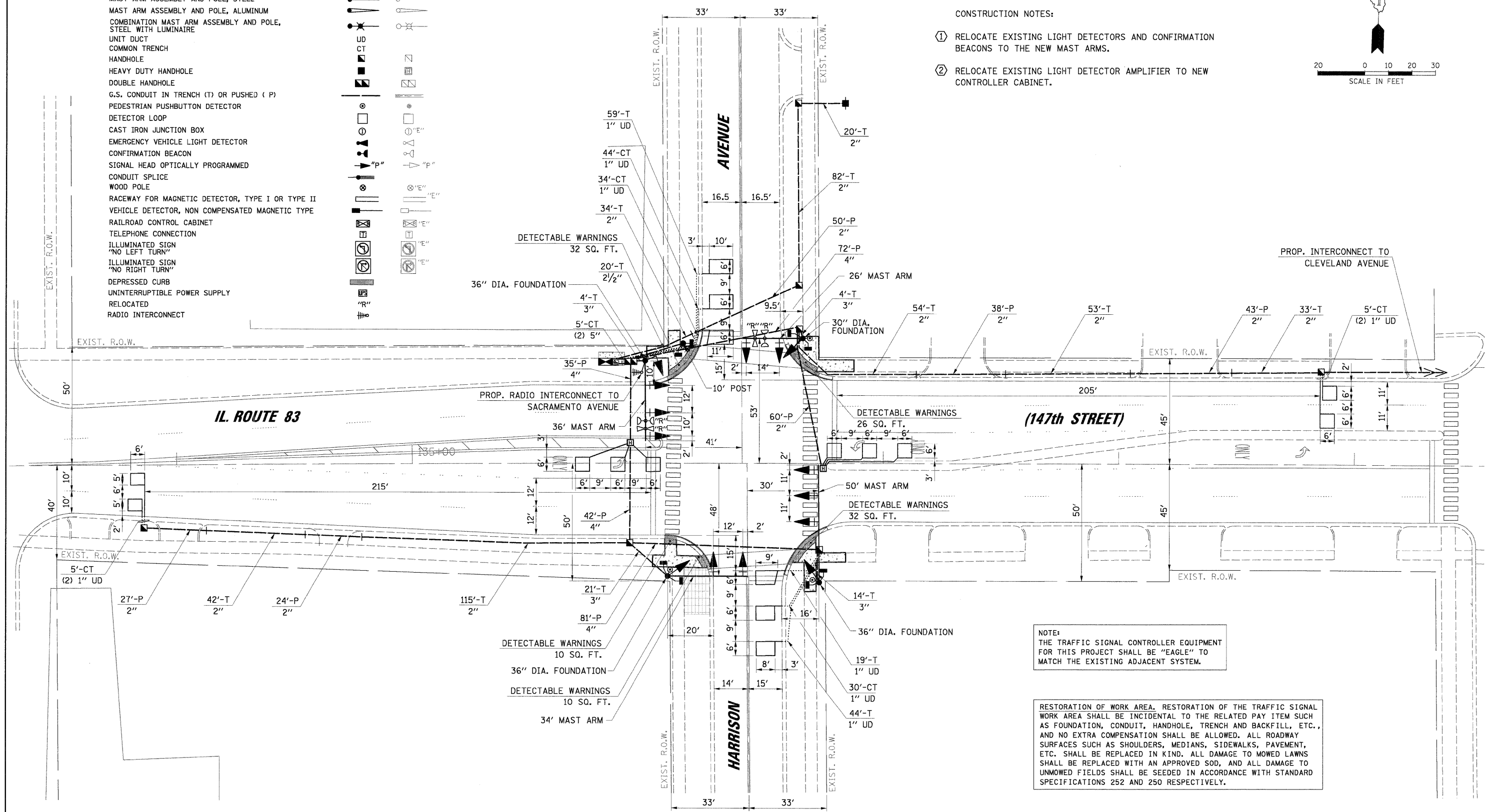
CONSTRUCTION NOTES:

- ① RELOCATE EXISTING LIGHT DETECTORS AND CONFIRMATION BEACONS TO THE NEW MAST ARMS.
- ② RELOCATE EXISTING LIGHT DETECTOR AMPLIFIER TO NEW CONTROLLER CABINET.



DATE	DATE
PLANNED	PROFIT
BY	BY
NOTE BOOK NO.	NOTE BOOK NO.
NO.	NO.

CHRISTOPHER B. BURKE ENGINEERING LTD.
 3575 West Higgins Road, Suite 600
 Chicago, Illinois 60638
 (847) 823-0500



NOTE:
 THE TRAFFIC SIGNAL CONTROLLER EQUIPMENT FOR THIS PROJECT SHALL BE "EAGLE" TO MATCH THE EXISTING ADJACENT SYSTEM.

RESTORATION OF WORK AREA. RESTORATION OF THE TRAFFIC SIGNAL WORK AREA SHALL BE INCIDENTAL TO THE RELATED PAY ITEM SUCH AS FOUNDATION, CONDUIT, HANDHOLE, TRENCH AND BACKFILL, ETC., AND NO EXTRA COMPENSATION SHALL BE ALLOWED. ALL ROADWAY SURFACES SUCH AS SHOULDERS, MEDIANS, SIDEWALKS, PAVEMENT, ETC. SHALL BE REPLACED IN KIND. ALL DAMAGE TO MOWED LAWNS SHALL BE REPLACED WITH AN APPROVED SOD, AND ALL DAMAGE TO UNMOWED FIELDS SHALL BE SEEDED IN ACCORDANCE WITH STANDARD SPECIFICATIONS 252 AND 250 RESPECTIVELY.

FILE NAME =	USER NAME = FPAICONE	DESIGNED - ABR	REVISED -	STATE OF ILLINOIS DEPARTMENT OF TRANSPORTATION	TRAFFIC SIGNAL MODERNIZATION PLAN IL. ROUTE 83 (147th STREET) AND HARRISON AVENUE POSEN, ILLINOIS	F.A.U. RTE.	SECTION	COUNTY	TOTAL SHEETS	SHEET NO.	
N:\dot\000\40\TASK 0 - IL 83\Traffic\MOD.Harrison.dgn	PLOT SCALE = 20"	DRAWN - FPB	REVISED -			1602	2008-054 TS	COOK	40	14	
	PLOT DATE = 11/24/2008	CHECKED - MJT	REVISED -			CONTRACT NO. 60F06					
		DATE -	REVISED -			ILLINOIS FED. AID PROJECT					