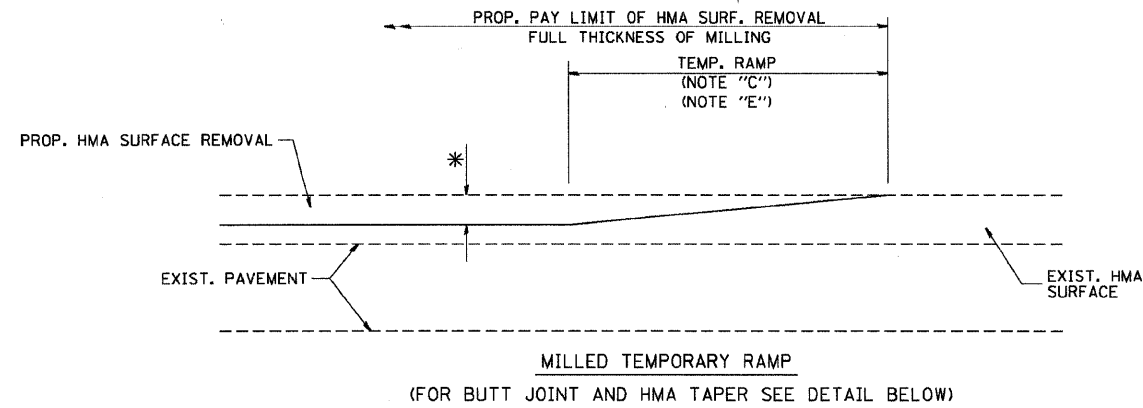
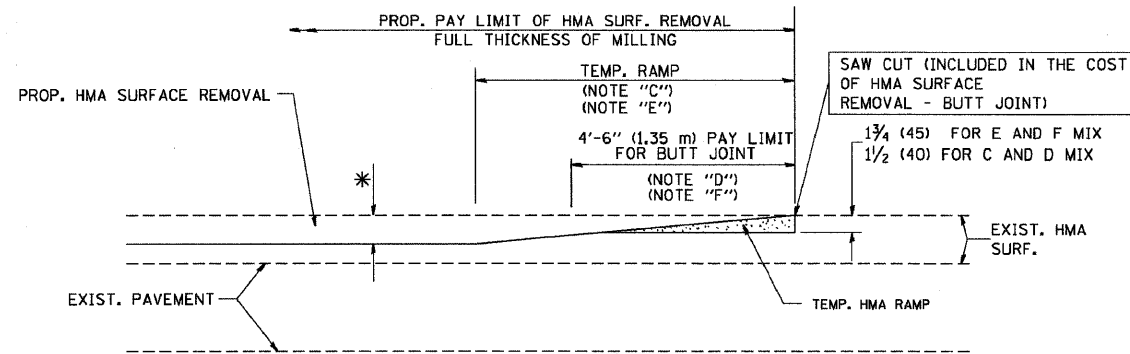


| | | | | |
|--------------------|----------------|-----------------|--------------|-----------|
| F.A.U. RTE. | SECTION | COUNTY | TOTAL SHEETS | SHEET NO. |
| COOK | 08-00092-00-RS | COOK | 15 | 14 |
| STA. | | TO STA. | | |
| FED. ROAD DIST. NO | ILLINOIS | FED AID PROJECT | | |
| C-91-487-08 | | M-9003 (066) | | |

CONTRACT NO. 63086



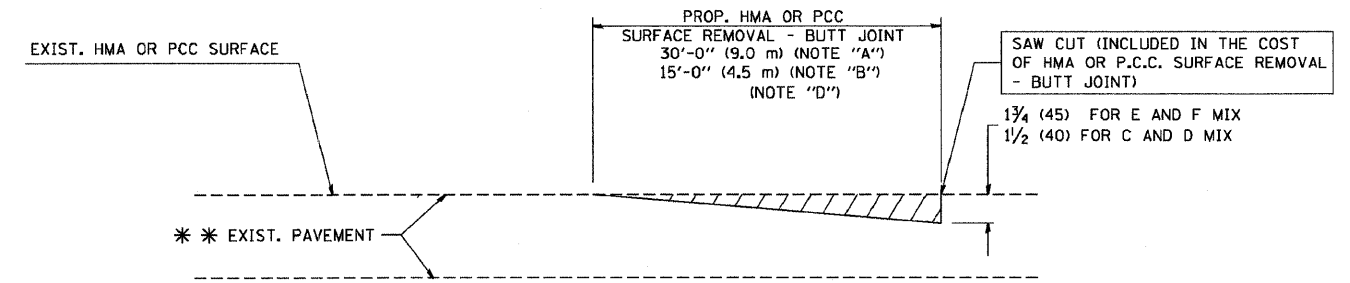
OPTION 1



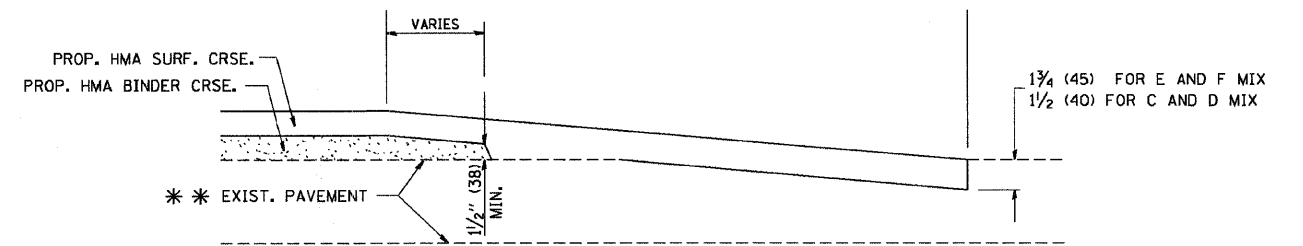
HMA CONSTRUCTED TEMPORARY RAMP
(FOR BUTT JOINT AND HMA TAPER SEE DETAIL BELOW)

OPTION 2

TYPICAL TEMPORARY RAMP



BUTT JOINT DETAIL



HMA TAPER DETAIL

TYPICAL BUTT JOINT AND HMA TAPER
FOR RESURFACING ONLY

** PC CONCRETE, HMA OR HMA RESURFACED PAVEMENT.

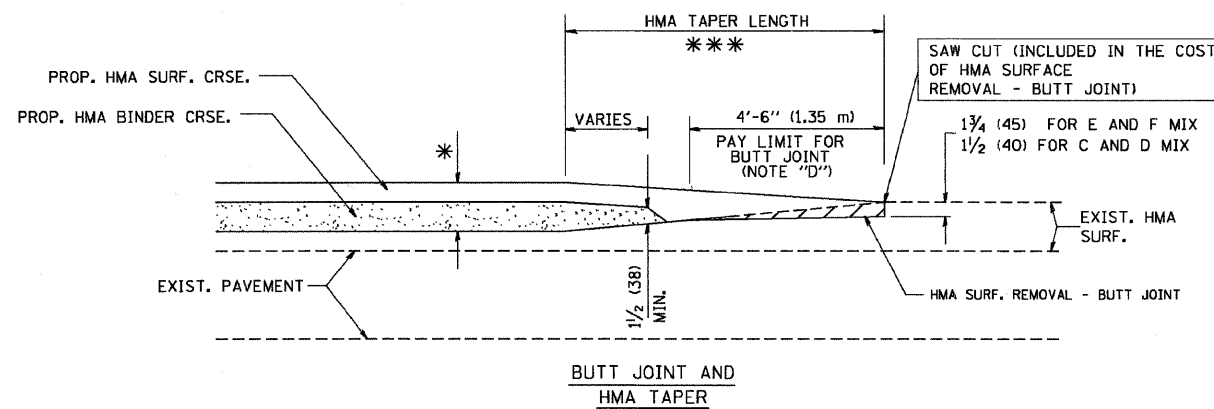
NOTES

- A: MAINLINE ROADWAYS AND MAJOR SIDE ROADS.
- B: MINOR SIDE ROADS.
- C: THE TEMP. RAMP SHALL BE CONSTRUCTED IMMEDIATELY UPON REMOVAL OF THE EXISTING HMA SURFACE.
- D: THE BUTT JOINT SHALL BE CONSTRUCTED IMMEDIATELY PRIOR TO PLACING THE PROPOSED HMA COURSES.
- E: TAPER THE TEMP. RAMP AT A RATE OF 3'-0" (900 mm) PER 1 INCH (25 mm) OF MILLING THICKNESS.
- F: INSTALLATION AND REMOVAL OF THE 4'-6" (1.35 m) TEMP. RAMP IS INCLUDED IN COST OF HMA SURFACE REMOVAL - BUTT JOINT
- G: SEE ARTICLE 406.08 AND 406.14 OF THE STANDARD SPECIFICATIONS FOR "HMA AND/OR PCC SURFACE REMOVAL, BUTT JOINT".
- * SEE TYPICAL SECTIONS FOR MILLING THICKNESS.
- ** 20'-0" (6.1 m) PER 1 (25) RESURFACING (NOTE "A")
10'-0" (3.0 m) PER 1 (25) RESURFACING (NOTE "B")

BASIS OF PAYMENT:

THE BUTT JOINT WILL BE PAID FOR AT THE CONTRACT UNIT PRICE PER SQUARE YARD (SQUARE METER) FOR "HOT-MIX ASPHALT SURFACE REMOVAL - BUTT JOINT" OR FOR "PORTLAND CEMENT CONCRETE SURFACE REMOVAL - BUTT JOINT".

ALL DIMENSIONS ARE IN INCHES (MILLIMETERS) UNLESS OTHERWISE SHOWN.



TYPICAL BUTT JOINT AND HMA TAPER
FOR MILLING AND RESURFACING

| | | | |
|---------------------------|-----------------------------|-----------------------|-----------------------------|
| FILE NAME = | USER NAME = gaglienobt | DESIGNED - M. DE YONG | REVISED - R. SHAH 10-25-94 |
| W:\dista\d\22x34\bd32.dgn | | DRAWN - | REVISED - A. ABBAS 03-21-97 |
| | PLOT SCALE = 50.0000' / IN. | CHECKED - | REVISED - M. GOMEZ 04-06-01 |
| | PLOT DATE = 1/4/2008 | DATE - 06-13-90 | REVISED - R. BORO 01-01-07 |

STATE OF ILLINOIS
DEPARTMENT OF TRANSPORTATION

| | |
|----------------------------------|--------------------------------------|
| BUTT JOINT AND HMA TAPER DETAILS | |
| SCALE: NONE | SHEET NO. 1 OF 1 SHEETS STA. TO STA. |

| | | | | |
|---|----------------|--------|--------------|-----------|
| F.A. RTE. | SECTION | COUNTY | TOTAL SHEETS | SHEET NO. |
| 1021 | 08-00092-00-RS | COOK | 15 | 14 |
| BD400-05 BD32 | | | | |
| FED. ROAD DIST. NO. 1 ILLINOIS FED. AID PROJECT | | | | |