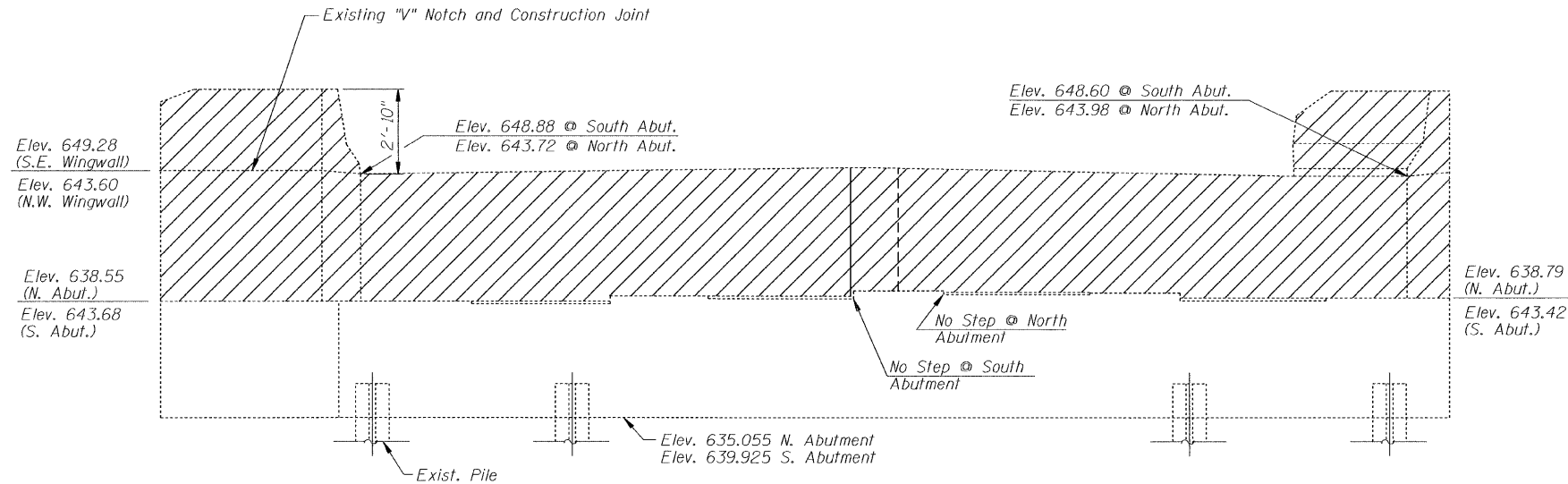
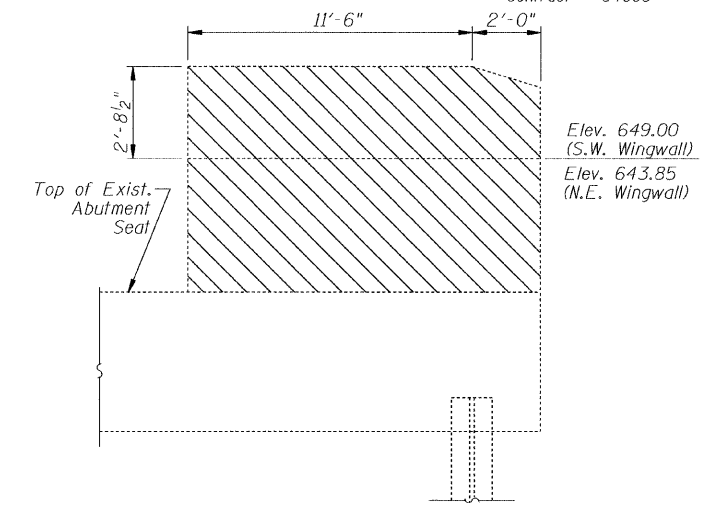


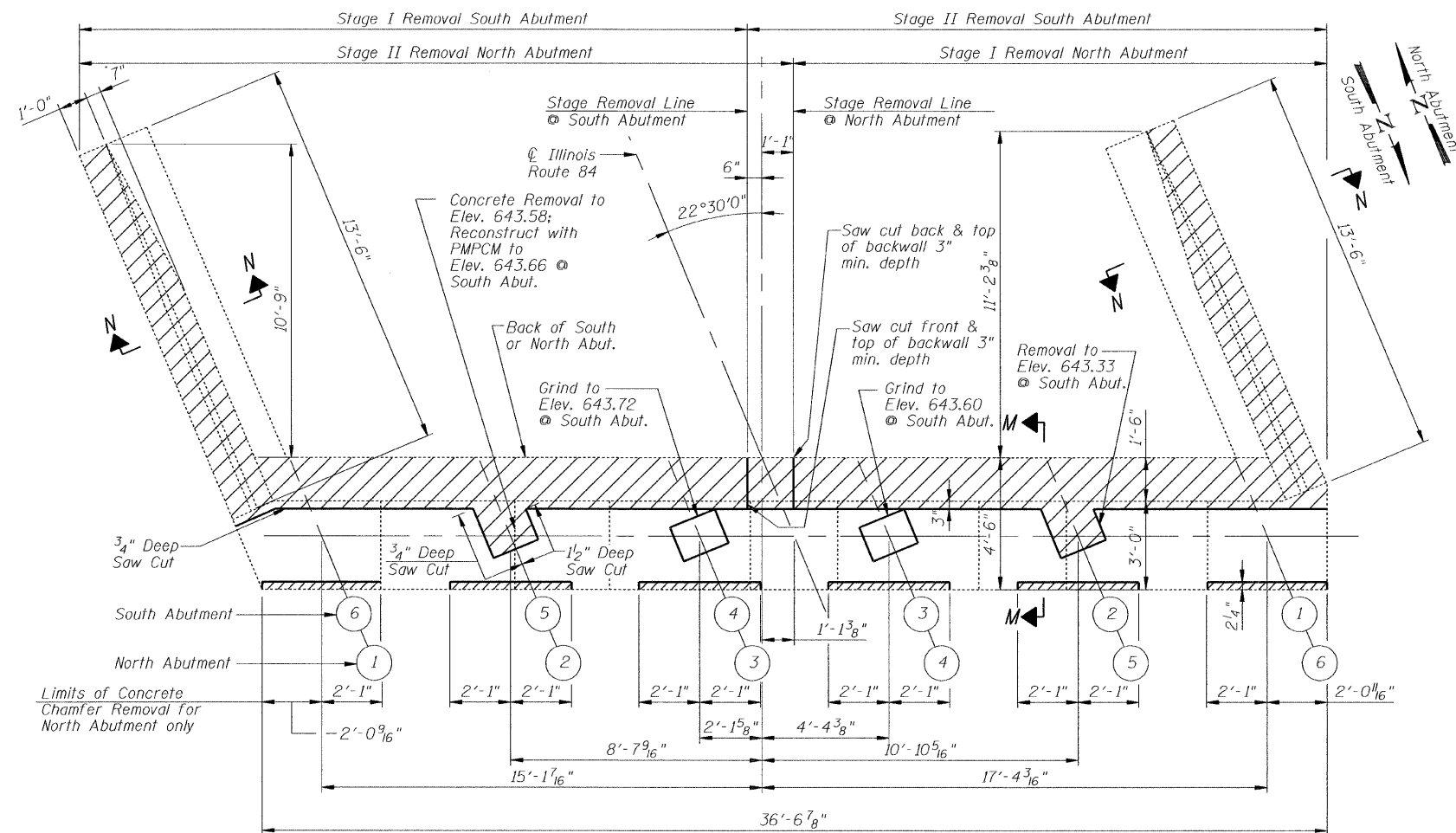
Contract # 64C03



ELEVATION VIEW OF ABUTMENTS



EXISTING WINGWALL ELEVATION
EAST WINGWALL NORTH ABUTMENT AND
WEST WINGWALL SOUTH ABUTMENT



PLAN VIEW OF ABUTMENTS

LEGEND

- Concrete Removal
- Concrete Removal replaced by Polymer Modified Portland Cement Mortar (PMPCM).
- Proposed Beam (Bearing) Numbers

BILL OF MATERIAL

ITEM	UNIT	QUANTITY
CONCRETE REMOVAL	CU. YD.	42.8

- NOTES:**
- For removal of exist. superstructure & staging, see Construction Staging on Sheet 3 of 26.
 - Grind Concrete Bearing Seats @ South Abutment only to Elevations and Dimensions shown in PLAN VIEW OF ABUTMENTS and in BEARING SEAT GRINDING DETAIL PLAN FOR SOUTH ABUTMENT on Sheet 6 of 26.
 - Removal of Concrete Chamfer at North Abutment shall be performed only within the dimensions shown at each beam location.
 - For Quantities of Polymer Modified Portland Cement Mortar, See Sheets 22 and 23 of 26.
 - For Sections M-M and N-N, see Sheet 6 of 26.
 - For areas of Concrete Removal to be replaced by Polymer Modified Portland Cement Mortar, see Sheet 6 of 26.
 - At South Abutment, burn off existing anchor bolts flush with existing concrete surface. Grind existing anchor bolts smooth and seal with epoxy. Cost is included with "Removal of Existing Superstructures."
 - At North Abutment, burn off existing anchor bolts 1" above top of existing concrete surface. Include existing remaining anchor bolts in new concrete bearing pedestal.

DESIGNED	J.J.G.
CHECKED	S.D.H.
DRAWN	M.S.M.
CHECKED	J.J.G.

ABUTMENT CONCRETE REMOVAL
 IL Route 84 over Irish Hollow Creek
 F.A.P. RTE 308, SECTION (103C-1BRD)
 JO DAVIESS COUNTY
 STATION 449+62.06
 DATE: 12-11-08 S.N. 043-0037
 GRAEF, ANHALT, SCHLOEMER & ASSOCIATES INC
 CHICAGO ILLINOIS

C:\p0562008\p0562008-3000\00\043-0037-sht5.dgn
 12/12/2008