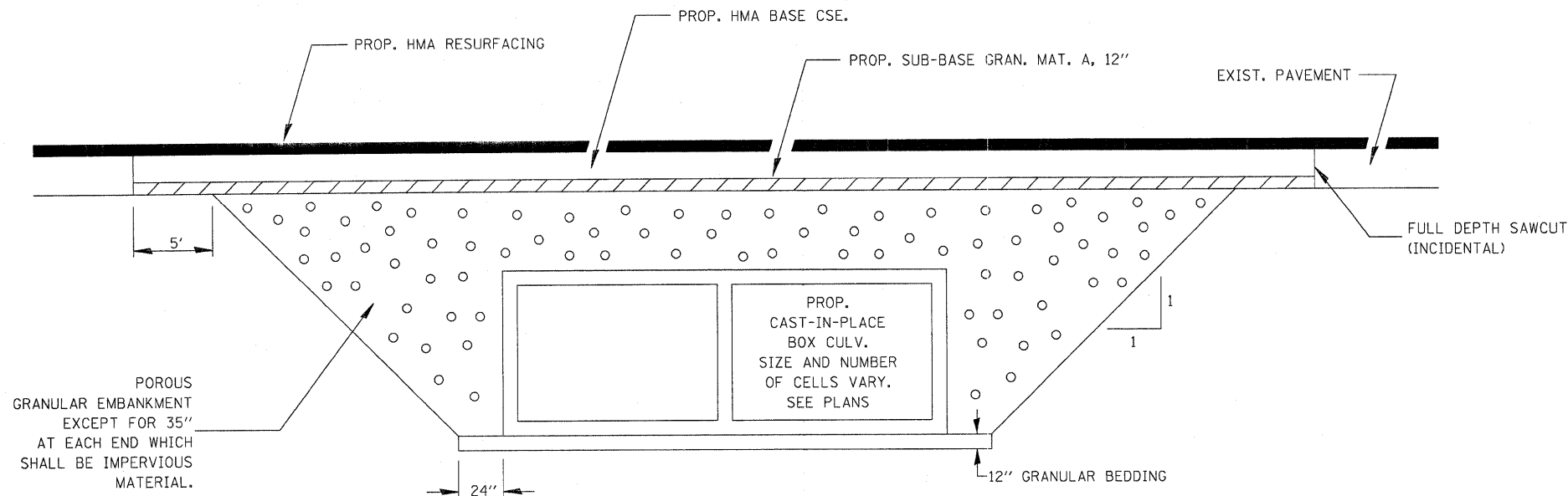
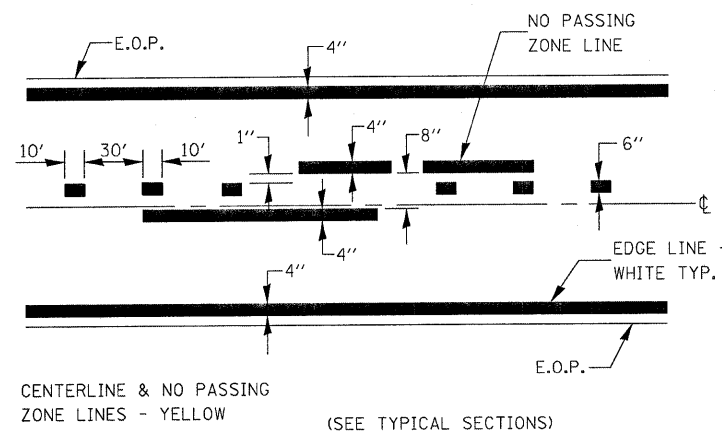


DATE	
BY	
REVIEWED	
PLANNED	
NOTED	
NO.	

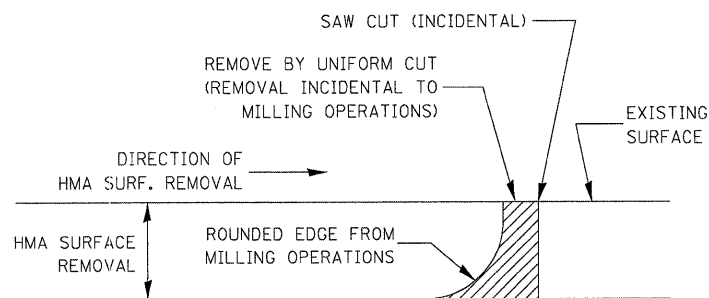
DATE	
BY	
REVIEWED	
PLANNED	
NOTED	
NO.	



SECTION THROUGH CAST-IN-PLACE BOX CULVERT

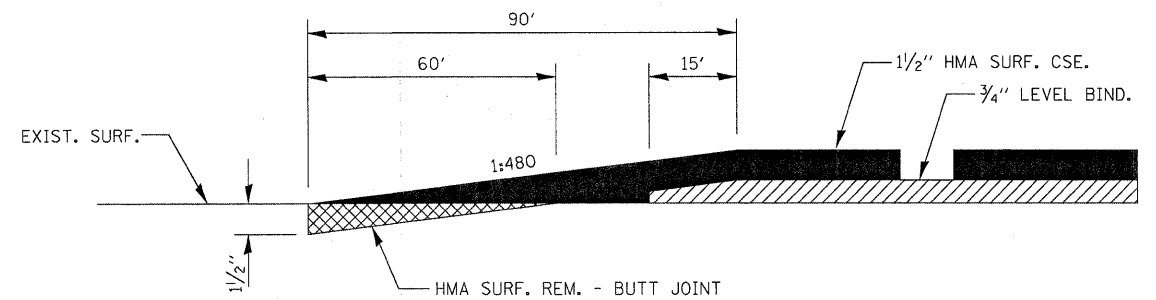


PAVEMENT MARKING

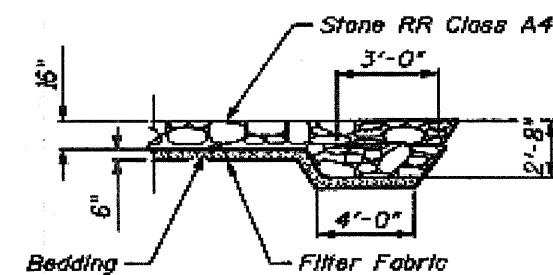


HMA DETAIL AT BUTT JOINTS

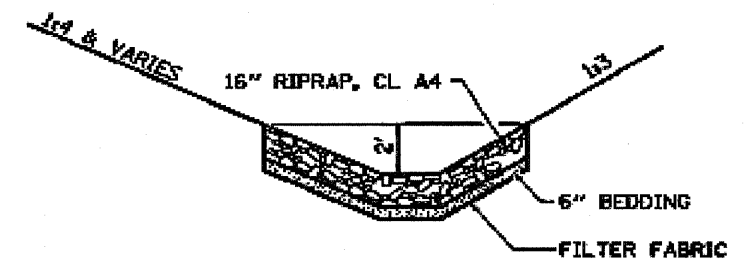
NOTE:
WHEN MILLING OPERATIONS PRODUCE A ROUNDED EDGE, THEN A SAW CUT SHALL BE USED TO MANUFACTURE A PERPENDICULAR EDGE AS SHOWN IN THE DETAIL. THE ENGINEER SHALL BE THE SOLE JUDGE CONCERNING THE USE OF THIS DETAIL



BUTT JOINT



SECTION A-A FLANK DETAIL



RIPRAP LINED DITCH DETAIL

FILE NAME =	USER NAME = carpenterdj	DESIGNED DB	REVISED -	STATE OF ILLINOIS DEPARTMENT OF TRANSPORTATION	DISTRICT DETAILS			F.A.P. RTE.	SECTION	COUNTY	TOTAL SHEETS	SHEET NO.
ci:\pwork\pwidot\carpenterdj\dms77953\027-2552-25district.det-sht2.dgn	DRAWN NS/RM	CHECKED AS	REVISED -					697	(17)I	FORD	29	25
PLOT SCALE = 20.00 "/ IN.	DATE DECEMBER 2008	REVISOR	REVISED -		CONTRACT NO. 66874			ILLINOIS FED. AID PROJECT				
PLOT DATE = Dec 30, 2008 - 09:02:35 AM	DATE DECEMBER 2008	REVISOR	REVISED -		SCALE: NONE	SHEET NO. 1 OF SHEETS	STA. TO STA.					