70 MPH (110 km/h) DESIGN - 88′ (26.8 m) MEDIAN

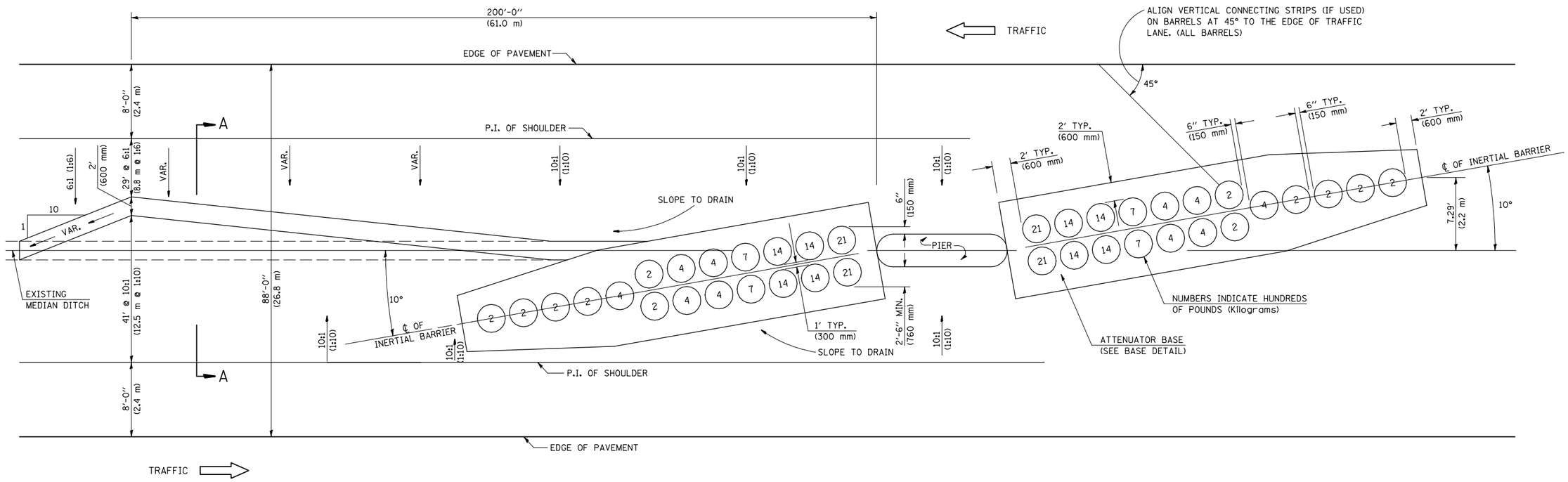

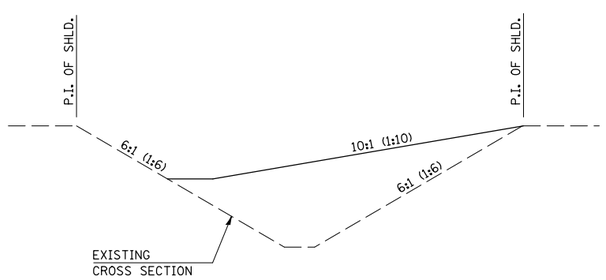

SECTION A-A
GRADING AND SHAPING DETAIL

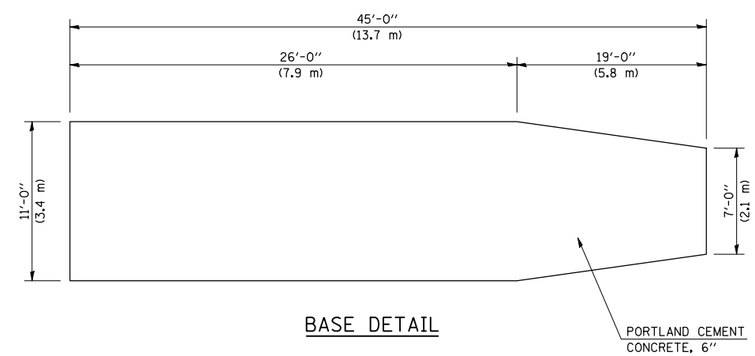

BASE DETAIL

GENERAL NOTES

1. ALL 10:1 (1:10) SLOPES SHOWN ON THIS DETAIL SHALL BE CONSTRUCTED 10:1 (1:10) OR FLATTER.
2. THE SLOPES AS SHOWN ON THIS DETAIL SHALL APPLY TO BOTH ENDS OF THE BRIDGE PIERS.
3. THE LENGTH X WIDTH OF MODULE LAYOUT IS 41.0′ x 7.0′: 19 MODULES - 14,400 LBS. (12.5 m x 2.1 m : 19 MODULES - 6532 kg).
4. IN AREAS OF 10:1 (1:10) SLOPES PRECEDING THE ATTENUATOR IN THE MEDIAN INSTALLATION, FOUR OR MORE WOOD POSTS SHALL BE PLACED AT 5′ (1.5 m) INTERVALS IN THE MEDIAN ℄. SEE SPECIAL PROVISIONS AND SCHEDULES.

Note: All dimensions are in INCHES (millimeters) unless otherwise shown.

FILE NAME = c:\pw_work\PWIDOT\PIERSONBR\dms83358\d570745-sht-details.dgn	USER NAME = piersonbr	DESIGNED -	REVISED - 12/03/08	STATE OF ILLINOIS DEPARTMENT OF TRANSPORTATION	IMPACT ATTENUATORS (NON-REDIRECTIVE) TEST LEVEL 3	F.A.I. RTE.	SECTION	COUNTY	TOTAL SHEETS / SHEET NO.
		DRAWN -	REVISED -			55	D5Safety-2	McLEAN	79 / 24
	PLOT SCALE = 40.0007 ′ / IN.	CHECKED -	REVISED -					CONTRACT NO. 70745	
	PLOT DATE = 12/16/2008	DATE -	REVISED -		SCALE: SHEET NO. 1 OF 1 SHEETS STA. TO STA.	FED. ROAD DIST. NO.	ILLINOIS	FED. AID PROJECT	