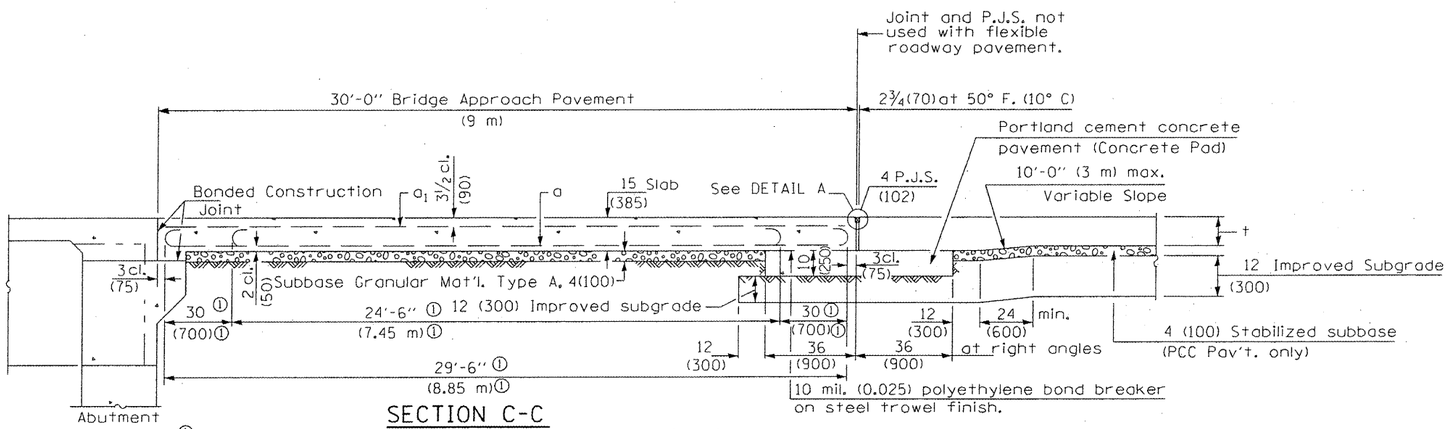

SECTION C-C

① Stagger No. 9 (No. 29) a bars as shown on plan - full width

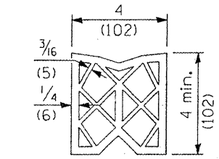

PREFORMED JOINT SEAL

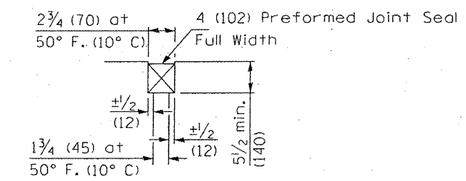

DETAIL A

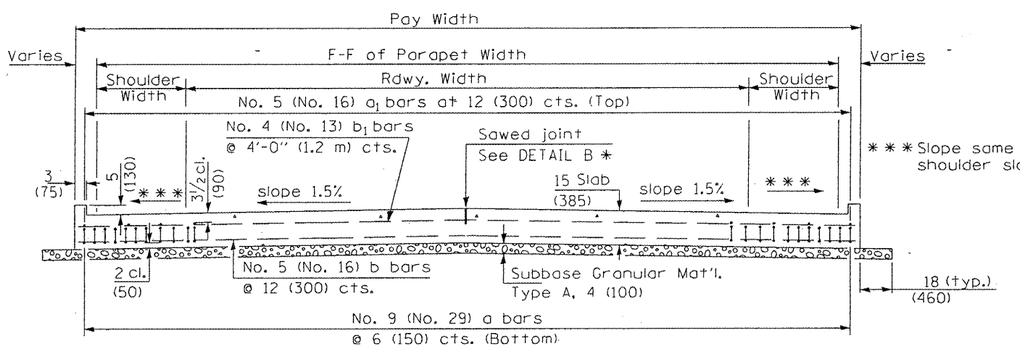

SECTION D-D

(See Plan for Dimensions not shown)

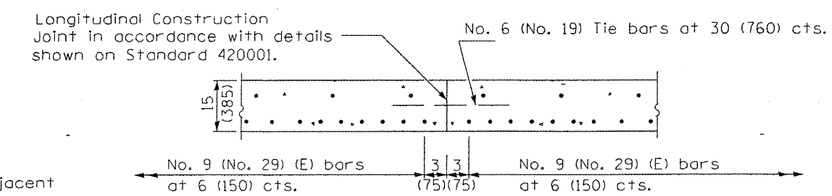

OPTIONAL LONGITUDINAL CONSTRUCTION JOINT

As approved by the Engineer, the Contractor may elect to reduce the widths of pour by use of the Optional Longitudinal Construction Joint shown. Joints shall be located at the edge of a traffic lane.



BAR a

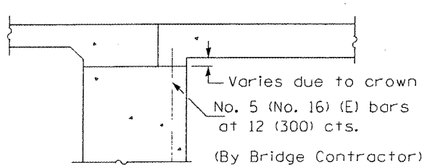

SECTION E-E

(Integral Abutments)

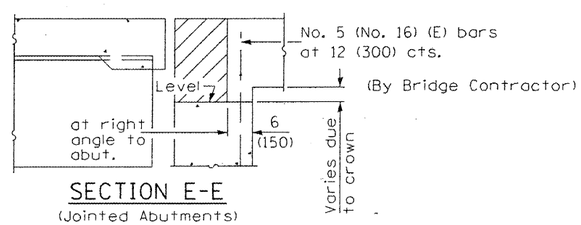

SECTION E-E

(Jointed Abutments)

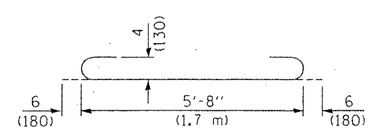

BAR a2

DESIGN STRESSES

fy = 60,000 p.s.i. (400 MPa)
f'c = 3,500 p.s.i. (24 MPa)
n = 8.5

Illinois Department of Transportation

APPROVED January 1, 2008
Ralph E. Anderson
ENGINEER OF BRIDGES AND STRUCTURES

APPROVED January 1, 2008
ENGINEER OF DESIGN AND ENVIRONMENT

ISSUED 1-1-97

BRIDGE APPROACH PAVEMENT

(Sheet 3 of 4)

Contract 72A63 Sheet 66c.