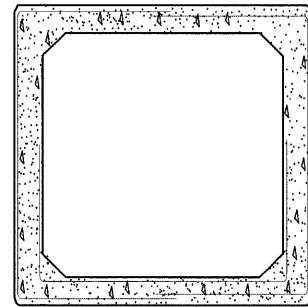


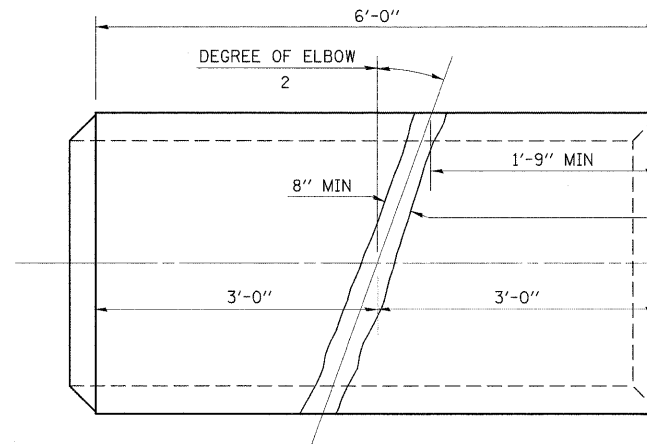
F.A.P. RTE.	SECTION	COUNTY	TOTAL SHEETS	SHEET NO.
809	(133,134)RS-4,135RS-5	ST. CLAIR, MONROE	252	113
STA. _____		TO STA. _____		
FED. ROAD DIST. NO. _____		ILLINOIS FED. AID PROJECT		

PLAN	SURVEYED	DATE
	NOTED	
	CHECKED	
	BY	
	DATE	
	NO. OF WAYS CHECKED	
	CADD FILE NAME	



STANDARD REINFORCEMENT

TRANSVERSE SECTION



PLAN FOR ELBOW CUT

REMOVE CONCRETE IN BOX ALONG THESE LINES. CLEAN REINFORCEMENT FOR WELDED LAPS OF LONGITUDINAL AND CIRCUMFERENTIAL REINFORCEMENT

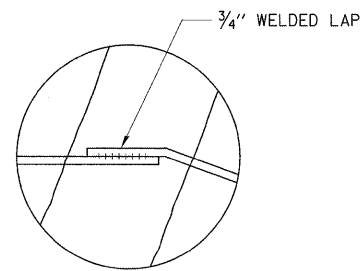
GENERAL NOTES

REINFORCED CONCRETE BOX CULVERT SHALL CONFORM TO AASHTO M-259 AND ASTM C 783.

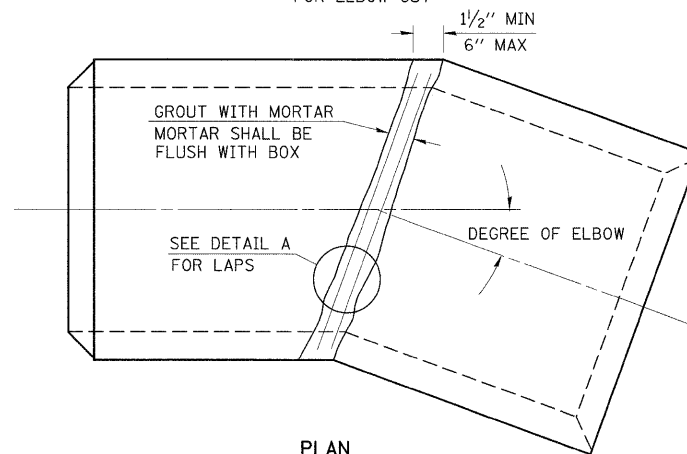
ADDITIONAL REINFORCEMENT SHALL CONFORM TO AASHTO M-31 OR M-53 GRADE 60

CEMENT MORTAR WITH BONDING AGENT SHALL BE APPROVED BY THE ENGINEER.

DEGREE OF ELBOW AND CULVERT SIZE REQUIRED SHALL BE AS INDICATED ON THE PLAN DETAIL FOR EACH INDIVIDUAL INSTALLATION.



DETAIL A



PLAN

PRECAST CONCRETE BOX CULVERT ELBOW

LOCATION

STA. 172+08.05 LT

THIS WILL BE PAID FOR AT THE CONTRACT UNIT PRICE FOR "PRECAST CONCRETE BOX CULVERT", OF THE SIZE SPECIFIED. NO ADDITIONAL COMPENSATION WILL BE ALLOWED.

REVISIONS	
NAME	DATE

PRECAST CONCRETE BOX CULVERT ELBOW

FAP ROUTE 809 (IL 158)
SECTION (133, 134)RS-4, 135RS-5
MONROE & ST. CLAIR COUNTY

DRAWN BY: