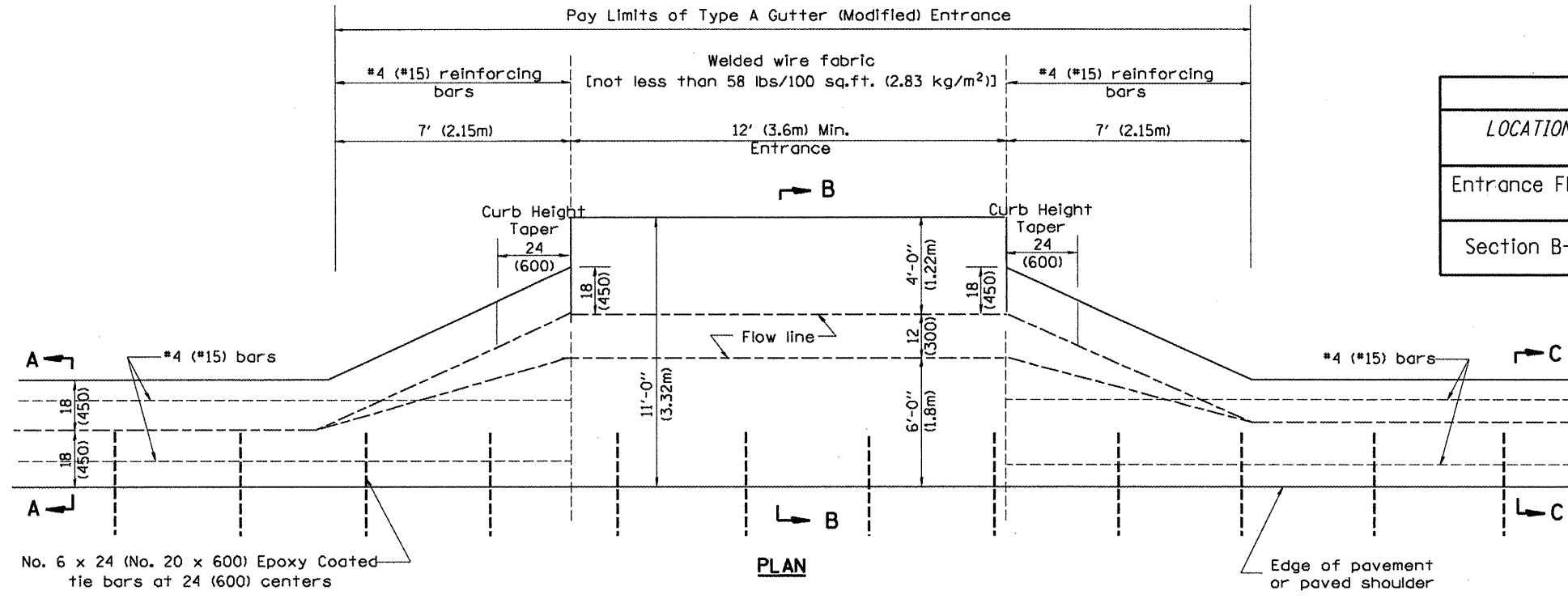
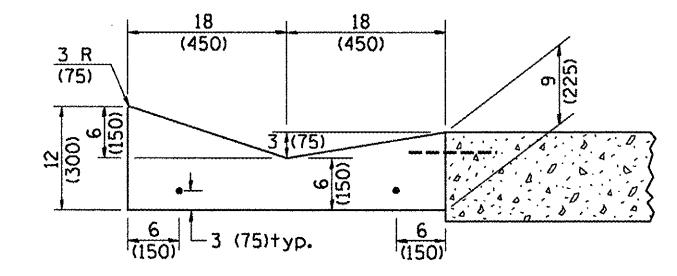


F.A.P. RTE.	SECTION	COUNTY	TOTAL SHEETS	SHEET NO.
64	*	PEORIA	186	175
STA.		TO STA.		
FED. ROAD DIST. NO.		ILLINOIS FED. AID PROJECT		

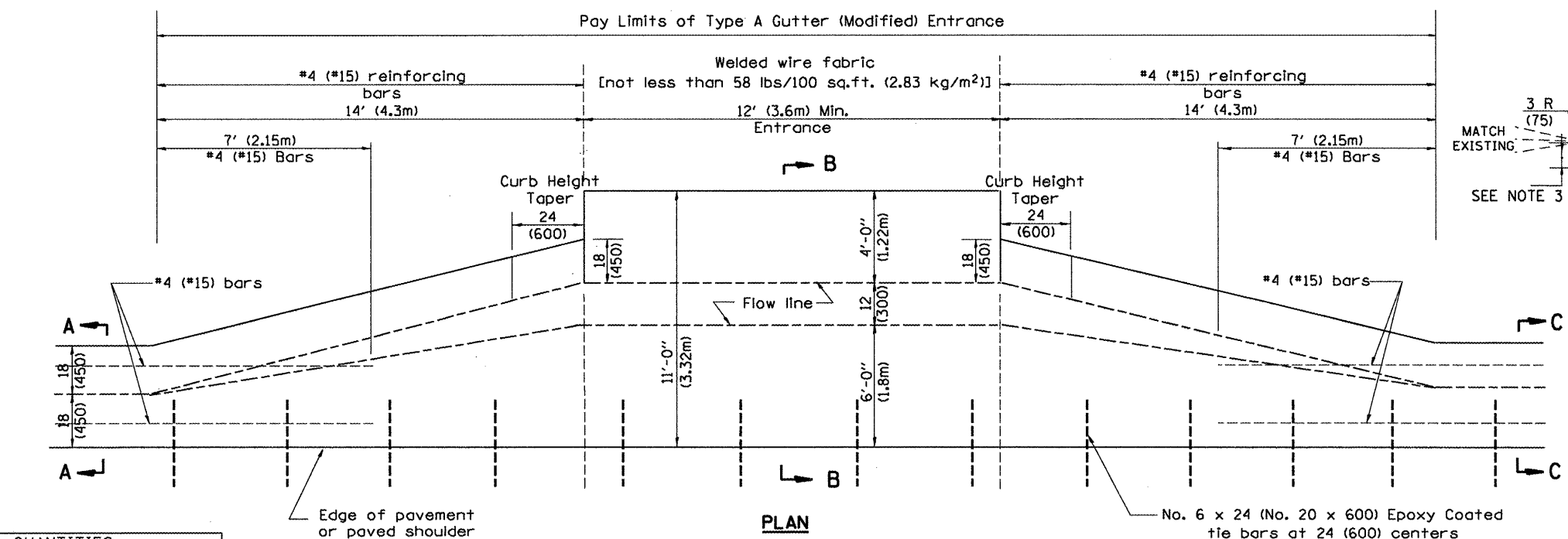


**TYPICAL URBAN ENTRANCE**

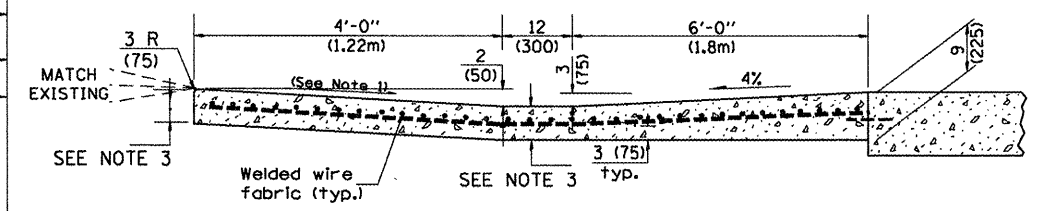
LOCATION	LENGTH	NON-COMMERCIAL 6 (150)	COMMERCIAL ENTRANCE 8 (200)
Entrance Flare	7 Ft (2.15 m) Urban 14 Ft (4.30 m) Rural	0.15 Cu Yd / Ft (0.37 Cu M / M)	0.18 Cu Yd / Ft (0.45 Cu M / M)
Section B-B	See Plans	0.23 Cu Yd / Ft (0.57 Cu M / M)	0.28 Cu Yd / Ft (0.70 Cu M / M)



**SECTION A-A & C-C**



**TYPICAL RURAL ENTRANCE**



**SECTION B-B**

- GENERAL NOTES**
- Slope may be increased from 4% (min.) to 6% (max.) in order to match the existing.
  - The cross-slope is to be constructed as given in the plans from back turnout to where driveway matches existing.
  - For Non-Commercial Entrances the driveway thickness shall be 6 (150). For Commercial Entrances the driveway thickness shall be 8 (200).

All dimensions are in inches (millimeters) unless otherwise noted.

ILLINOIS DEPARTMENT OF TRANSPORTATION  
**DISTRICT CADD STANDARD**  
**TYPE A GUTTER, (MODIFIED)**  
**(INLET, OUTLET & ENTRANCE)**  
 CADD STANDARD 606101-D4 SHEET 3 OF 3  
 SCALE: NOT DRAWN TO SCALE DRAWN BY CADD  
 CHECKED BY

**QUANTITIES**

CALC. BY: \_\_\_\_\_ DATE: \_\_\_\_\_  
 CHECKED BY: \_\_\_\_\_ DATE: \_\_\_\_\_

QUANTITY CALCULATIONS ARE ON FILE AT THE DISTRICT 4 OFFICE, BUREAU OF PROJECT IMPLEMENTATION, DOCUMENTATION SECTION