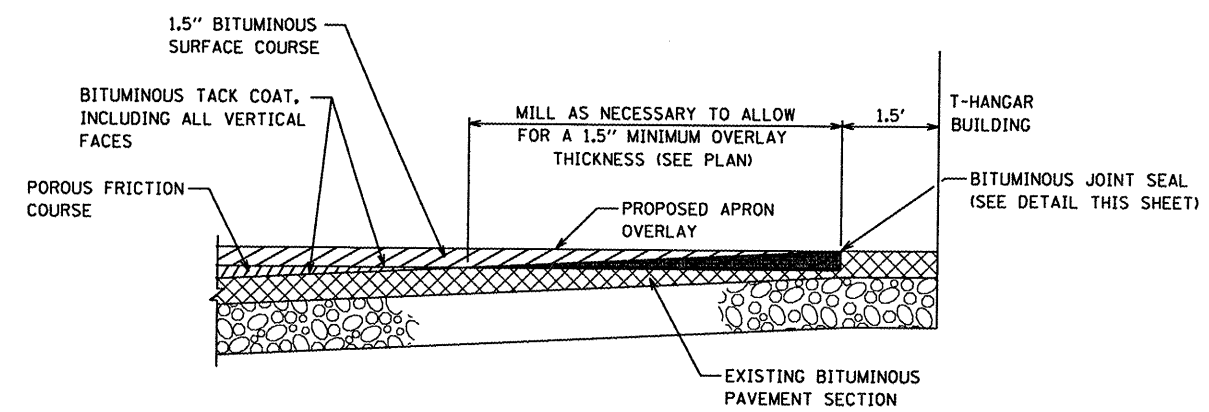
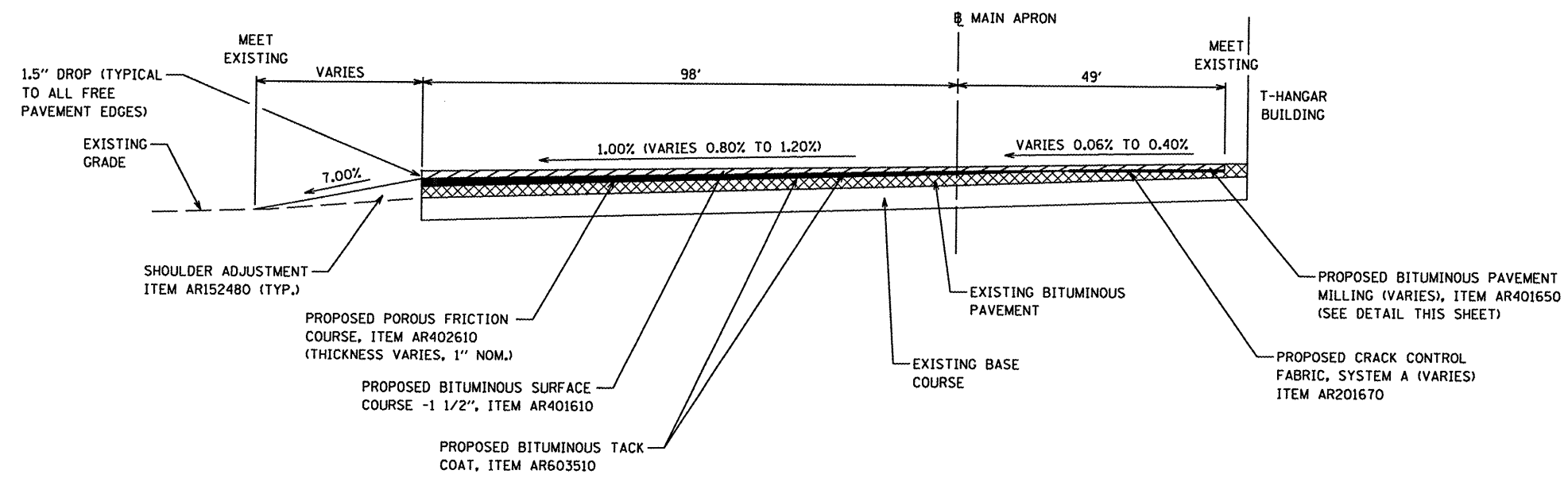


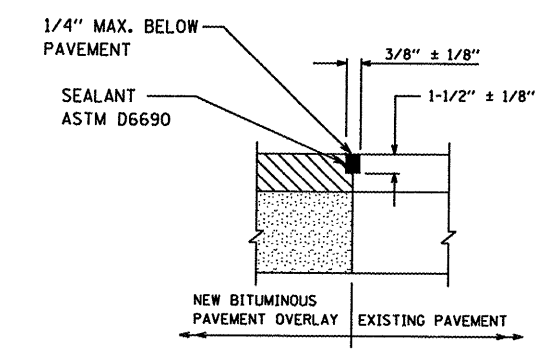
**TYPICAL SECTION - MAIN APRON AREA**  
 STA. 20+65.00 TO 22+15.00  
 EXCEPT TRANSITIONS



**BITUMINOUS MILLING DETAIL**



**TYPICAL SECTION - MAIN APRON AREA**  
 STA. 22+15.00 TO 24+39.00  
 EXCEPT TRANSITIONS



**NOTE:**  
 ALL WORK RELATED TO THE BITUMINOUS JOINT SEALING  
 WILL BE CONSIDERED AS AN INCIDENTAL ITEM TO THE  
 PROPOSED PAVEMENT OVERLAY AND NO ADDITIONAL  
 COMPENSATION WILL BE ALLOWED.

**BITUMINOUS JOINT SEAL DETAIL**

TYPICALS & DETAILS SHOWN ARE NOT TO SCALE

FILE NAME: P:\07e18991\Design\07e18991.dgn

DATE	REVISION

GREATER BEARDSTOWN MUNICIPAL AIRPORT  
 CITY OF BEARDSTOWN, BEARDSTOWN, ILLINOIS

FILENAME	07e1899003.dgn
PLOT SCALE	40.0000' / IN.
DATE	JANUARY 9, 2009
SHEET 3 OF 40 SHEETS	
LAYOUT	MGM 04/02/08
DRAWN	MGM 04/02/08
REVIEWED	RHB 05/06/08



**BENTON & ASSOCIATES, INC.**  
 1970 W. LAFAYETTE AVE., JACKSONVILLE IL 62650  
 (217) 245-4146 (217) 245-4149 FAX  
 KIRKSVILLE MISSOURI  
 MACOMB ILLINOIS  
 ST. LOUIS MISSOURI

TYPICAL SECTIONS AND DETAILS

ILL. PROJ. NO. K06-3749

A.I.P. PROJ. NO. 3-17-0004-B12