

**GENERAL NOTES**

- THE SUGGESTED SEQUENCE OF CONSTRUCTION SHOWN IS INTENDED TO ALLOW FOR THE ORDERLY CONSTRUCTION OF THE PROPOSED IMPROVEMENTS WHILE MAINTAINING AIRCRAFT ACCESS AT ALL TIMES. THE PHASING SHOWN IS A SUGGESTED SEQUENCE OF CONSTRUCTION ONLY. THIS SEQUENCE MAY BE MODIFIED HOWEVER, ALTERNATE STAGING PLANS MUST MAINTAIN AIRPORT OPERATIONS TO THE SATISFACTION OF THE AIRPORT MANAGER AND RESIDENT ENGINEER AND BE APPROVED BY THE DIVISION OF AERONAUTICS AND FEDERAL AVIATION ADMINISTRATION.
- ALL OPERATIONS SHALL BE IN CONFORMANCE WITH AC 150/5370-2E (LATEST EDITION) SAFETY DURING CONSTRUCTION.
- CONTRACTOR'S EQUIPMENT SHALL BE STORED IN THE EQUIPMENT AND MATERIAL STORAGE/STAGING AREA WHEN CONSTRUCTION IS NOT IN PROGRESS.
- THE AIRPORT MANAGER IN CONSULTATION WITH THE RESIDENT ENGINEER SHALL HAVE FINAL SAY IN THE APPROVAL OF THE CONSTRUCTION OPERATING SEQUENCE AS IT RELATES TO PEDESTRIAN, VEHICULAR AND AIRCRAFT SAFETY.
- ALL EXISTING PAVEMENTS, DRIVES OR ANY OTHER AREAS USED AS A HAUL ROAD OR STORAGE AREA BY THE CONTRACTOR SHALL BE RESTORED IN KIND TO THEIR PRE-CONSTRUCTION CONDITION OR TO THE SATISFACTION OF THE RESIDENT ENGINEER AND AIRPORT MANAGER. THE COST OF MAINTAINING, REPAIRING OR CONSTRUCTING THESE PAVEMENTS AND AREAS SHALL BE INCIDENTAL TO THE CONTRACT. EXISTING AREAS OUTSIDE THE PROJECT LIMITS WHICH ARE DISTURBED BY THE CONTRACTOR'S OPERATIONS SHALL BE RESTORED BY HIM AT HIS EXPENSE TO THE SATISFACTION OF THE RESIDENT ENGINEER AND THE AIRPORT MANAGER.
- THE CONTRACTOR SHALL KEEP ALL TRUCKS, EQUIPMENT AND MATERIALS OFF OF THE EXISTING TAXIWAYS, APRONS AND RUNWAYS OUTSIDE OF THE PROJECT LIMITS EXCEPT AS SHOWN OR WITH THE PRIOR PERMISSION OF THE ENGINEER.
- WORK PERFORMED BY THE CONTRACTOR OUTSIDE OF DAYLIGHT HOURS SHALL BE DONE UNDER SUFFICIENT ARTIFICIAL LIGHTING TO ALLOW FOR PROPER CONSTRUCTION METHODS AND INSPECTIONS. LIGHT SHALL CONSIST OF MOVABLE POLE MOUNTED FLOODLIGHTS AND/OR SPOTLIGHTS OF SUFFICIENT NUMBER TO ILLUMINATE THE WORK AREA. VEHICLE HEADLIGHTS WILL BE ALLOWED ONLY IN ADDITION TO OTHER LIGHTS MENTIONED ABOVE. LIGHTING SHALL BE AS APPROVED BY THE ENGINEER AND SHALL NOT BE USED IF THEY AFFECT FLIGHT SAFETY. CONTRACTOR'S WORK HOURS SHALL BE IN ACCORDANCE WITH LOCAL ORDINANCES.
- THE CONTRACTOR SHALL PROVIDE PORTABLE FLOOD LIGHTING FOR NIGHTTIME CONSTRUCTION. SUFFICIENT UNITS SHALL BE PROVIDED SO THAT WORK AREAS ARE ILLUMINATED TO A LEVEL OF FIVE HORIZONTAL FOOT CANDLES. THE LIGHTING LEVELS SHALL BE CALCULATED AND MEASURED IN ACCORDANCE WITH THE CURRENT STANDARDS OF THE ILLUMINATION ENGINEERING SOCIETY. LIGHTS SHALL BE POSITIONED SO AS NOT TO INTERFERE WITH AIRPORT OPERATIONS.
- THE CONTRACTOR WILL BE REQUIRED TO HAVE A SWEEPER AVAILABLE FOR USE AT ALL TIMES. WHEN ACTIVE AIRFIELD PAVEMENTS ARE UTILIZED AS HAUL ROADS BY THE CONTRACTOR, MATERIAL TRACKED ON TO THE PAVEMENT SHALL BE CONTINUALLY REMOVED WITH SAID SWEEPER. THIS SWEEPING SHALL NOT BE PAID FOR SEPERATELY BUT SHALL BE CONSIDERED INCIDENTAL TO THE CONTRACT.
- MATERIALS REMOVED FROM THE PROJECT WILL BE DISPOSED OF OFF AIRPORT PROPERTY, UNLESS NOTED OTHERWISE.
- PAYMENT FOR TRAFFIC CONTROL INCLUDING, BUT NOT LIMITED TO BARRICADES, SIGNING, RUNWAY CLOSED MARKERS, AIR OPERATIONS AREA (A.O.A.) LATHE AND RIBBON, ETC. SHALL NOT BE PAID SEPARATELY, BUT SHALL BE CONSIDERED INCIDENTAL TO THE CONTRACT. BARRICADES AT 10-FOOT CENTERS WITH ONE ORANGE FLAG (24" x 24") BETWEEN EACH SET OF BARRICADES SHALL BE PLACED AT THE LOCATIONS SHOWN ON THE PLANS OR AS DIRECTED BY THE ENGINEER. BARRICADES SHALL BE WEIGHTED TO PREVENT BLOWING OVER. BARRICADES SHALL HAVE A FLASHING RED LIGHT AND CONFORM TO IDOT STANDARD 702001, TYPE II. BARRICADE INSTALLATION WILL BE REQUIRED PRIOR TO ACCESS TO THE A.O.A. BY CONTRACTOR'S WORKERS, EQUIPMENT OR MATERIAL. SIGNS SHALL BE PLACED AT EACH TAXIWAY/RUNWAY CLOSURE LOCATION AND SHALL BE ATTACHED TO THE BARRICADES. EACH BARRICADE LOCATION SHALL CONSIST OF ONE "DO NOT ENTER" SIGN AND ONE "AIRCRAFT MOVEMENT AREA" SIGN. SIGNS SHALL BE CONSIDERED INCIDENTAL TO THE CONTRACT. IN CONJUNCTION WITH IDOT TYPE II BARRICADES, THE CONTRACTOR SHALL SUPPLY AND USE AS DIRECTED BY THE AIRPORT, REFLECTIVE LOW PROFILE BARREL TYPE BARRICADES.
- THE CONTRACTOR SHALL CONTACT THE AIRPORT MANAGER TEN (10) WORKING DAYS IN ADVANCE OF THE START OF CONSTRUCTION SO THAT THE APPROPRIATE NOTAMS MAY BE ISSUED.
- THE CONTRACTOR SHALL BE RESPONSIBLE FOR KEEPING ALL CONSTRUCTION ACCESS GATES CLOSED DURING NON WORKING HOURS. THE CONTRACTOR SHALL PROVIDE A SIGN AT THE ACCESS GATE SAYING "AUTHORIZED PERSONNEL ONLY". THE CONTRACTOR SHALL CLOSE AND LOCK THE ACCESS GATE UPON LEAVING THE SITE. THROUGHOUT THE DURATION OF THE CONTRACT, ANY DAMAGES TO THE ACCESS ROAD, ACCESS GATE OR FENCING ADJACENT TO THE PROJECT SHALL BE REPAIRED BY THE CONTRACTOR TO THE SATISFACTION OF THE RESIDENT ENGINEER. ALL COST RELATING TO CONTRACTOR'S ACCESS AND SECURITY SHALL BE THE RESPONSIBILITY OF THE CONTRACTOR.
- CONTRACTOR WILL BE REQUIRED TO PUT AIRPORT FLAGS AND HAVE BEACON LIGHTS ON ALL EQUIPMENT AT ALL TIMES DURING CONSTRUCTION. SEE FLAG DETAIL, THIS SHEET.
- IN THE CASE OF AN EMERGENCY, CONTRACTOR SHALL NOTIFY AIRPORT MANAGER AND THE ENGINEER IMMEDIATELY.
- DURING ADVERSE WEATHER, THE CONTRACTOR SHALL MAKE PROVISIONS FOR ACCESS TO THE WORK AT NO ADDITIONAL COST TO THE CONTRACT. NO EXTENSION OF CONTRACT TIME WILL BE CONSIDERED FOR DELAYS DUE TO LACK OF ADEQUATE ACCESS TO THE WORK.
- THE TALLEST PIECE OF CONSTRUCTION EQUIPMENT IS ANTICIPATED TO BE AN ASPHALT/STONE TRUCK WHICH HAS A MAXIMUM HEIGHT OF 25 FEET IN A DUMP POSITION.
- IF RUNWAY NUMERALS ARE PRESENT DURING CONSTRUCTION THEN CONTRACTOR SHALL PLACE CLOSED RUNWAY MARKER OVER NUMERALS AS DETAILED, OTHERWISE PLACE RUNWAY CLOSED MARKER IN TURF AT ENDS OF RUNWAY AS DETAILED.
- CHICAGO EXECUTIVE AIRPORT WILL BE IN OPERATION DURING THE CONSTRUCTION OF THIS PROJECT. COORDINATION OF WORK WITH THE AIRPORT IS MANDATORY SO AS TO MINIMIZE IMPACTS ON AIRPORT OPERATIONS.
- APPROXIMATE LOCATION OF HAUL ROUTES ON THE AIRPORT SITE ARE SHOWN ON THE GENERAL PROJECT LAYOUT AND THE PHASING PLANS. IT SHALL BE THE CONTRACTOR'S RESPONSIBILITY TO COORDINATE OFF-SITE HAUL ROUTES (STATE HIGHWAYS, COUNTY ROADS OR CITY STREETS) WITH THE APPROPRIATE OWNER WHO HAS JURISDICTION OVER THE AFFECTED ROUTE. ON-SITE ROADS USED AS HAUL ROUTES SHALL BE MAINTAINED BY THE CONTRACTOR AND SHALL BE RESTORED AT THE CONTRACTOR'S EXPENSE TO THEIR ORIGINAL CONDITION UPON COMPLETION OF BEING USED AS A HAUL ROUTE. BEFORE AND AFTER CONDITION OF ON-SITE HAUL ROUTES SHALL BE JOINTLY INSPECTED AND DETERMINED BY THE CONTRACTOR AND THE ENGINEER. FENCING, DRAINAGE, GRADING AND OTHER MISCELLANEOUS CONSTRUCTION REQUIRED TO CONSTRUCT TEMPORARY HAUL ROUTES OR ACCESS POINTS ON THE AIRPORT WILL BE THE CONTRACTOR'S TOTAL RESPONSIBILITY AND SHALL BE APPROVED BY THE ENGINEER PRIOR TO THE WORK. ALL ON-SITE ACCESS ROADS TO AIRPORT FACILITIES SHALL REMAIN OPEN AND MAINTAINED AT ALL TIMES.

- MOBILIZATION/EQUIPMENT STORAGE AREA WILL BE MADE AVAILABLE FOR CONTRACTOR'S MOBILIZATION AND STORAGE AS SHOWN ON THE PLANS. THIS AREA SHALL BE RESTORED TO THE ORIGINAL CONDITION UPON COMPLETION OF THE PROJECT AT THE CONTRACTOR'S EXPENSE.
- LOCATION OF KNOWN EXISTING AIRPORT UNDERGROUND CABLES ARE SHOWN ON THE PLANS AND MUST BE VERIFIED BY THE CONTRACTOR. REPAIR OF DAMAGED CABLE MUST BE STARTED IMMEDIATELY AND CONTINUED UNTIL COMPLETED. ALL SUCH REPAIRS SHALL BE IN ACCORDANCE WITH THE SPECIFICATIONS, OR AS DIRECTED BY THE OWNER OF THE CABLE, AND SHALL BE AT THE CONTRACTOR'S EXPENSE. IF FAA CABLES ARE DAMAGED, REPAIRS SHALL BE DONE FROM POINT TO POINT IN ACCORDANCE WITH FAA REQUIREMENTS AND IN THE PRESENCE OF A FAA REPRESENTATIVE. THE OWNER MAY ELECT TO HAVE THE REPAIR PERFORMED BY OTHERS IN WHICH CASE THE CONTRACTOR SHALL BE RESPONSIBLE FOR PAYING THE INCURRED COSTS OF REPAIRS.
- COORDINATION MEETINGS - THE CONTRACTOR SHALL CONDUCT WEEKLY COORDINATION MEETINGS TO DISCUSS WORK AREAS AND SCHEDULING, ETC. WITH THE ENGINEER, AIRPORT OPERATIONS, FAA, AND OTHER APPROPRIATE OFFICIALS. MINUTES FROM THE WEEKLY MEETINGS SHALL BE PREPARED BY THE CONTRACTOR, FURNISHED TO ALL ATTENDEES PRIOR TO THE SUBSEQUENT MEETING, AND KEPT ON FILE AT THE FIELD OFFICE. THE COORDINATION MEETING COSTS SHALL BE CONSIDERED INCIDENTAL TO THE PROJECT.
- THE CONTRACTOR SHALL PROVIDE THE PHONE NUMBERS OF THREE PERSONNEL, INCLUDING THE PROJECT SUPERINTENDENT, WHO MAY BE CONTACTED IN AN EMERGENCY. PERSONNEL SHALL BE ON CALL 24 HOURS PER DAY FOR MAINTAINING AIRPORT HAZARD LIGHTING AND BARRICADES.
- DRAINAGE MODIFICATIONS SHALL BE SEQUENCED TO PROVIDE POSITIVE DRAINAGE AT ALL TIMES AT NO ADDITIONAL COST TO THE CONTRACT.
- VEHICLES AND EQUIPMENT SHALL NOT BE ALLOWED WITHIN 72' FROM ACTIVE TAXIWAYS AND 200' FROM ACTIVE RUNWAYS UNLESS OTHERWISE APPROVED BY THE AIRPORT MANAGER.
- CONTRACTOR SHALL STORE EQUIPMENT AND MATERIALS IN SUCH A MANNER AS NOT TO VIOLATE FEDERAL AVIATION ADMINISTRATION PART 77 IMAGINARY SURFACES OR RUNWAY AND TAXIWAY SAFETY AREAS.
- ALL EXISTING TAXIWAY AND RUNWAY AIRFIELD LIGHTING CIRCUITS, FAA CABLES AND OTHER ELECTRICAL CABLES SHALL REMAIN IN SERVICE AT ALL TIMES. ALL EXISTING LIGHTING AND VAULT EQUIPMENT SHALL REMAIN IN SERVICE UNTIL PROPOSED IMPROVEMENTS ARE INSTALLED AND OPERATIONAL, UNLESS OTHERWISE APPROVED BY THE ENGINEER. ANY CABLES DAMAGED BY THE CONTRACTOR SHALL BE IMMEDIATELY REPAIRED AT HIS EXPENSE.
- COORDINATION BY THE CONTRACTOR WITH THE EXISTING UTILITIES SHALL BE COMPLETED BEFORE CONSTRUCTION IS STARTED. CONTRACTOR IS REFERRED TO SECTION 50-17 OF THE SPECIAL PROVISIONS FOR SPECIFIC REQUIREMENTS. THE LOCATION OF UNDERGROUND UTILITIES AS INDICATED ON THE PLANS HAS BEEN OBTAINED FROM EXISTING RECORDS. NEITHER THE OWNER OR THE DESIGN ENGINEER ASSUME ANY RESPONSIBILITY WHATSOEVER IN RESPECT TO THE ACCURACY, COMPLETENESS OR SUFFICIENCY OF THE INFORMATION. THERE IS NO GUARANTEE, EITHER EXPRESSED OR IMPLIED THAT THE LOCATIONS, SIZE AND TYPE MATERIAL OF EXISTING UNDERGROUND UTILITIES AS INDICATED ARE REPRESENTATIVE OF THOSE TO BE ENCOUNTERED DURING CONSTRUCTION. IT SHALL BE THE CONTRACTOR'S RESPONSIBILITY TO DETERMINE THE ACTUAL LOCATION OF ALL SUCH FACILITIES, INCLUDING SERVICE CONNECTIONS TO UNDERGROUND UTILITIES. PRIOR TO CONSTRUCTION, THE CONTRACTOR SHALL NOTIFY THE UTILITY COMPANY OF HIS OPERATIONAL PLANS. THE CONTRACTOR SHALL MAKE ARRANGEMENTS FOR DETAILED INFORMATION AND ASSISTANCE IN LOCATING UTILITIES. IN THE EVENT AN UNEXPECTED UTILITY INTERFERENCE IS ENCOUNTERED DURING CONSTRUCTION, THE CONTRACTOR SHALL IMMEDIATELY NOTIFY THE UTILITY COMPANY, THE RESIDENT ENGINEER AND THE AIRPORT MANAGER. ANY SUCH MAINS AND/OR SERVICES DISTURBED BY THE CONTRACTOR'S OPERATIONS SHALL BE RESTORED IMMEDIATELY AT HIS EXPENSE TO THE SATISFACTION OF THE RESIDENT ENGINEER AND AIRPORT MANAGER.
- ALL AIRFIELD LIGHTING AND LIGHTING GUIDANCE SYSTEMS (NAVAIDS) LOCATED WITHIN AND IMMEDIATELY ADJACENT TO THE CONTRACTOR'S WORK ZONE SHALL BE CHECKED FOR OPERATIONAL CONDITION PRIOR TO THE DEPARTURE FROM THE AIRPORT WITH THE AIRPORT MANAGER. ANY DEFICIENCIES IN THESE SYSTEMS DUE TO THE ACTS OF CONTRACTOR OR HIS SUBCONTRACTORS, SUPPLIERS OR CONSULTANTS SHALL BE REPAIRED IMMEDIATELY.
- ORANGE CONES SHALL BE PLACED AT 25' CENTERS ALONG THE PAVEMENT EDGE DURING CONCRETE POURING OPERATIONS OF THE CLOSURE LANES TO PREVENT VEHICLES FROM ENTERING PLASTIC CONCRETE. IN THE EVENT A VEHICLE ENTERS THE CONCRETE BEFORE A MINIMUM COMPRESSIVE STRENGTH OF 3,500 PSI HAS BEEN OBTAINED, SAID PAVEMENT SHALL BE REMOVED AND REPLACED AT THE CONTRACTOR'S EXPENSE.

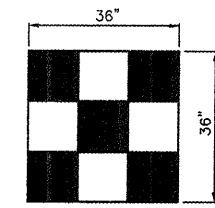
**CONTRACTOR CROSSING RUNWAY AND TAXIWAY AIR OPERATIONS AREA (A.O.A.)**

NOTE - ALL PHASES ALL EXISTING TAXIWAY AND RUNWAY AIRFIELD LIGHTING CIRCUITS, FAA CABLES AND OTHER AIRPORT ELECTRICAL CABLES SHALL REMAIN IN SERVICE UNTIL REPLACED AS ACCEPTABLE TO THE RESIDENT ENGINEER. ALL TEMPORARY CABLING AND SPLICING NECESSARY TO KEEP THE CIRCUITS IN OPERATION SHALL BE CONSIDERED INCIDENTAL TO CONTRACT.

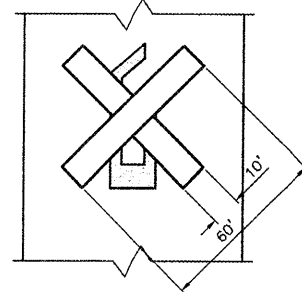
**DESIGN AIRCRAFT APPROACH CATEGORY: D  
DESIGN AIRPORT GROUP: III**

CONTRACTOR SHALL PLAN AND PERFORM HIS WORK SO AS NOT TO INTERFERE OR HINDER THE PROGRESS, WORK OR HAUL ROAD ACCESS OF OTHER CONTRACTORS (SEE SPECIAL PROVISIONS SECTION 30-05). THE PRIME CONTRACTOR WILL BE RESPONSIBLE TO COORDINATE CONSTRUCTION ACTIVITIES AND ACCESS BETWEEN ALL ON-SITE CONTRACTORS/SUBCONTRACTORS. IT IS ANTICIPATED THE FOLLOWING PROJECTS MAY BE UNDER CONSTRUCTION CONCURRENTLY WITH THIS PROJECT.

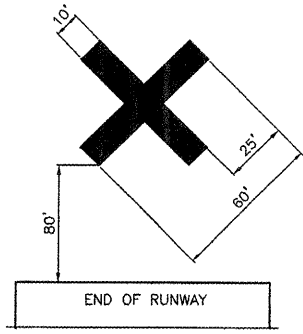
\* CONSTRUCT N.E. QUADRANT T-HANGARS



**CONSTRUCTION EQUIPMENT AND TRUCK SIGNAL FLAG**  
NOT TO SCALE



**CLOSED RUNWAY MARKER DETAIL**  
ON PAVEMENT - NO SCALE



**OFF PAVEMENT CLOSED RUNWAY MARKER DETAIL**  
NO SCALE

**CLOSED RUNWAY MARKER DETAIL NOTES**

- CLOSED RUNWAY MARKERS SHALL BE YELLOW.
- MARKERS SHALL BE MATERIAL APPROVED BY THE ENGINEER.
- CONTRACTOR SHALL MAINTAIN AND RELOCATE MARKERS AS SHOWN ON THE PLANS OR AS NEEDED TO FACILITATE CONSTRUCTION
- MARKERS ON PAVEMENT SHALL BE PLACED OVER EXISTING RUNWAY NUMERALS AS SHOWN.
- COST OF FURNISHING, INSTALLING, MAINTAINING AND REMOVING MARKERS SHALL BE CONSIDERED INCIDENTAL TO THE CONTRACT.
- DURING VARIOUS PHASES OF WORK, IT WILL BE NECESSARY TO CLOSE RUNWAYS TO AIR TRAFFIC ON A TEMPORARY BASIS AS COORDINATED WITH THE AIRPORT AND TOWER PERSONNEL. THE CONTRACTOR SHALL MARK THE RUNWAYS TO BE CLOSED BY PLACING A YELLOW CROSS AT THE LOCATION AND DIMENSIONS DETAILED ON THIS SHEET. THE CROSSES ARE SHOWN ON THE RESPECTIVE RUNWAYS ACCORDING TO THE VARIOUS PHASES OF WORK AS DELINEATED IN THE SUGGESTED SEQUENCE OF CONSTRUCTION.

**LIMITATIONS ON CONSTRUCTION WITHIN AIRPORT OPERATIONS AREA (A.O.A.)**

**RUNWAYS:**  
THE CONTRACTOR SHALL NOTIFY THE RESIDENT ENGINEER AND AIRPORT MANAGER TEN (10) WORKING DAYS IN ADVANCE OF ANY PLANNED CONSTRUCTION WITHIN THESE LIMITS. WORK SHALL BE EXPEDITED IN THESE AREAS AND AT THE END OF EACH WORKING DAY THESE AREAS SHALL BE SMOOTHLY GRADED TO ALLOW THE RUNWAY TO BE REOPENED. AT LEAST ONE OF THE RUNWAYS SHALL REMAIN IN OPERATION AT ALL TIMES. IF NECESSARY STEEL PLATES SHALL BE FURNISHED AND INSTALLED BY THE CONTRACTOR TO COVER ANY OPEN TRENCHES OR EXCAVATION WITHIN THE A.O.A. IF DURING RUNWAY CLOSURE AN EMERGENCY IS DECLARED, THE CONTRACTOR SHALL IMMEDIATELY CLEAR THE RUNWAY OF ALL VEHICLES, MEN AND EQUIPMENT. THE CONTRACTOR WILL BE LIMITED TO 3 DAILY CLOSURES ON RUNWAY 16/34.

**TAXIWAYS:**  
ANY WORK WITHIN 72' OF THE TAXIWAY CENTERLINE WILL REQUIRE A TAXIWAY CLOSURE. CONSTRUCTION WILL BE ALLOWED UP TO THE EDGE OF THE TAXIWAY PAVEMENTS WITHOUT CLOSURE ON A LIMITED BASIS AS DETERMINED BY THE AIRPORT MANAGER. WORK WITHIN THE A.O.A. SHALL BE EXPEDITED. ANY DROP OFF SHALL BE ADEQUATELY LIGHTED, SIGNED AND BARRICADED. NO MATERIAL SHALL BE STOCKPILED WITHIN THE A.O.A. SHOULD IT BE NECESSARY FOR THE CONTRACTOR TO TEMPORARILY RELOCATE EQUIPMENT TO ALLOW AIRCRAFT TO PASS, THEY SHALL DO SO AT NO EXTRA COST TO THE PROJECT. THE CONTRACTOR SHALL NOTIFY THE RESIDENT ENGINEER AND AIRPORT MANAGER FIVE (5) WORKING DAYS IN ADVANCE OF ANY PLANNED CONSTRUCTION WITHIN THESE LIMITS.

GROUND CONTROL FREQUENCY: 121.7  
AIR CONTROL FREQUENCY: 119.9  
MAXIMUM ANTICIPATED HEIGHT OF CONSTRUCTION EQUIPMENT: 25'

IN THE EVENT THE CONTRACTOR PROPOSES TO UTILIZE AN ON-SITE CONCRETE BATCH PLANT, LOCATION TO BE COORDINATED WITH RESIDENT ENGINEER AND ACTING AIRPORT MANAGER TO ALLOW FOR APPROPRIATE AIRSPACE CLEARANCE. THE CONTRACTOR WILL BE RESPONSIBLE TO SUBMIT FAA FORM 7460 FOR AIRSPACE APPROVAL. THE RESIDENT ENGINEER WILL PROVIDE BASE AIRPORT INFORMATION FOR THE CONTRACTOR'S USE.

POINT "A" CLOSEST CONSTRUCTION POINT TO RUNWAY 6/24  
ELEVATION: 642.5  
LATITUDE: 42°06'43.02" (NAD83)  
LONGITUDE: 87°54'09.82" (NAD83)

POINT "B" CLOSEST CONSTRUCTION POINT TO RUNWAY 12/30  
ELEVATION: 643.1  
LATITUDE: 42°06'50.15" (NAD83)  
LONGITUDE: 87°54'13.57" (NAD83)

POINT "C" CLOSEST CONSTRUCTION POINT TO RUNWAY 16/34  
ELEVATION: 643.6  
LATITUDE: 42°06'42.28" (NAD83)  
LONGITUDE: 87°54'04.80" (NAD83)

PA050

FILE: txy-seqnotes.dwg  
LAYOUT: Layout1  
UPDATE BY: mkatz  
SURVEY BOOK #  
DATE: Fri 11/14/08 8:32am  
XREF DWG: tbcint.dwg  
tb.dwg  
tbcint.dwg

**REVISIONS**

NUMBER	BY	DATE
1	ARM	8/02/06

0 1 2  
THIS BAR IS EQUAL TO 2" AT FULL SCALE (34X22).

CHICAGO EXECUTIVE AIRPORT  
WHEELING/PROSPECT HEIGHTS, ILLINOIS

SEQUENCE OF CONSTRUCTION  
GENERAL NOTES AND DETAILS

© copyright CMT, Inc.  
**CMT**  
CRAMFORD, MURPHY & TILLY, INC.  
CONSULTING ENGINEERS  
License No. 84-000618

**CHICAGO EXECUTIVE AIRPORT**

DESIGN BY:	JRL
DRAWN BY:	JRL
CHECKED BY:	
APPROVED BY:	
DATE:	11/21/08
JOB No:	06290-07
ILLINOIS PROJECT:	PWK-3613
A.I.P. PROJECT:	3-17-0018-B39
SHEET	6 OF 40 SHEETS