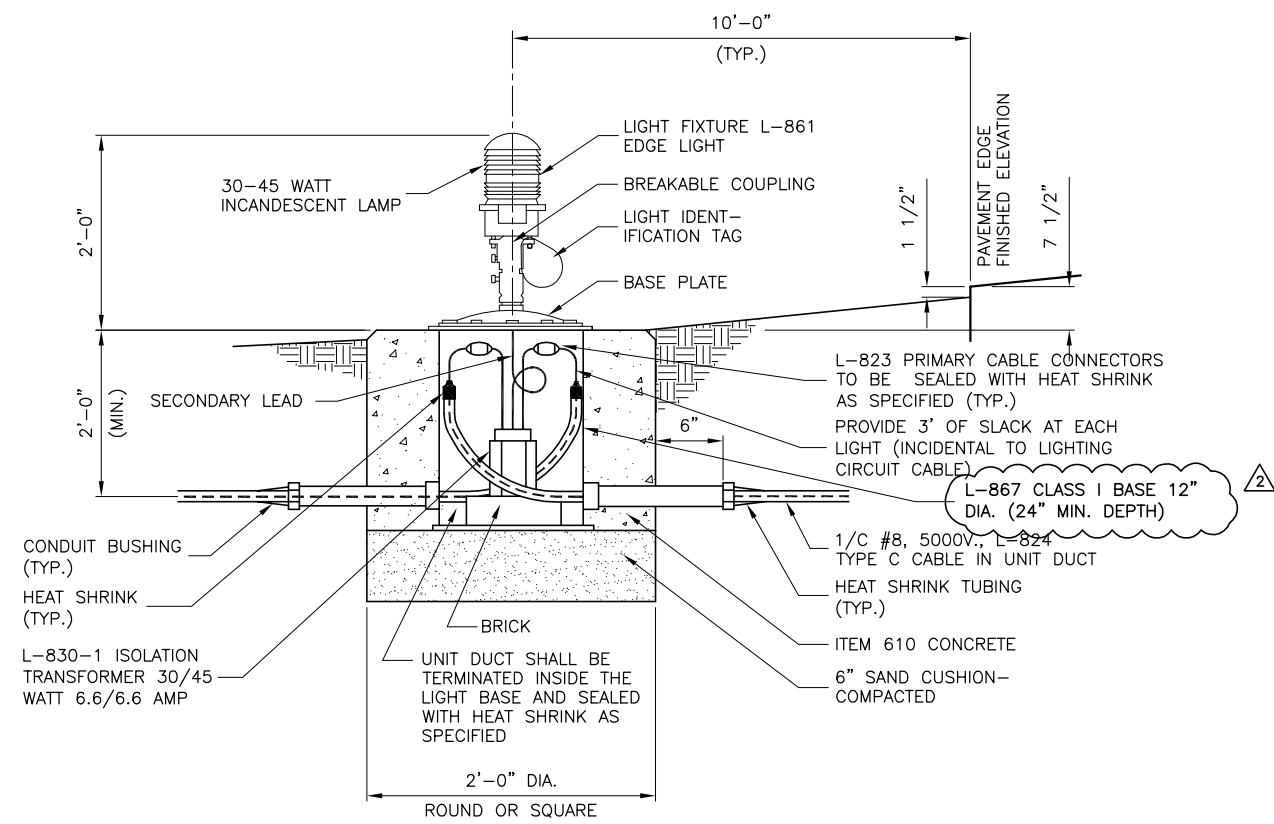


UNIT DUCT SHALL BE TERMINATED AT THE L-823 CONNECTORS AND SEALED WITH HEAT SHRINK AS SPECIFIED.

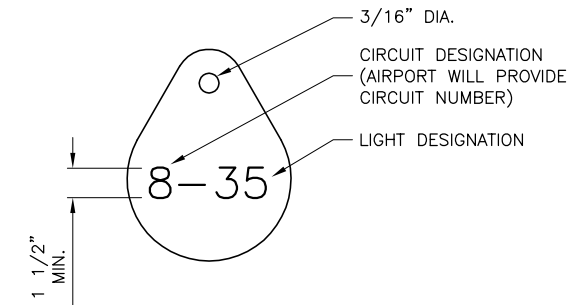
STAKE MOUNTED MEDIUM INTENSITY MARKER LIGHTS
 N.T.S.



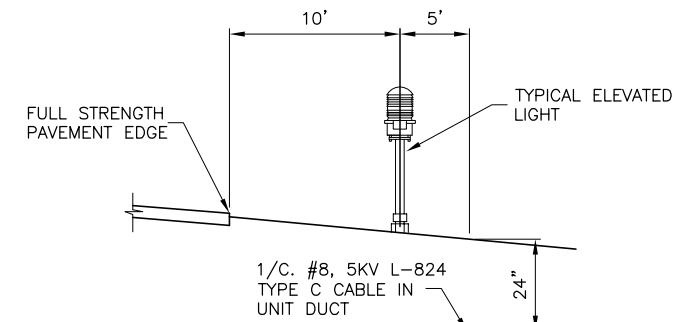
BASE MOUNTED MEDIUM INTENSITY MARKER LIGHTS
 N.T.S.

NOTES

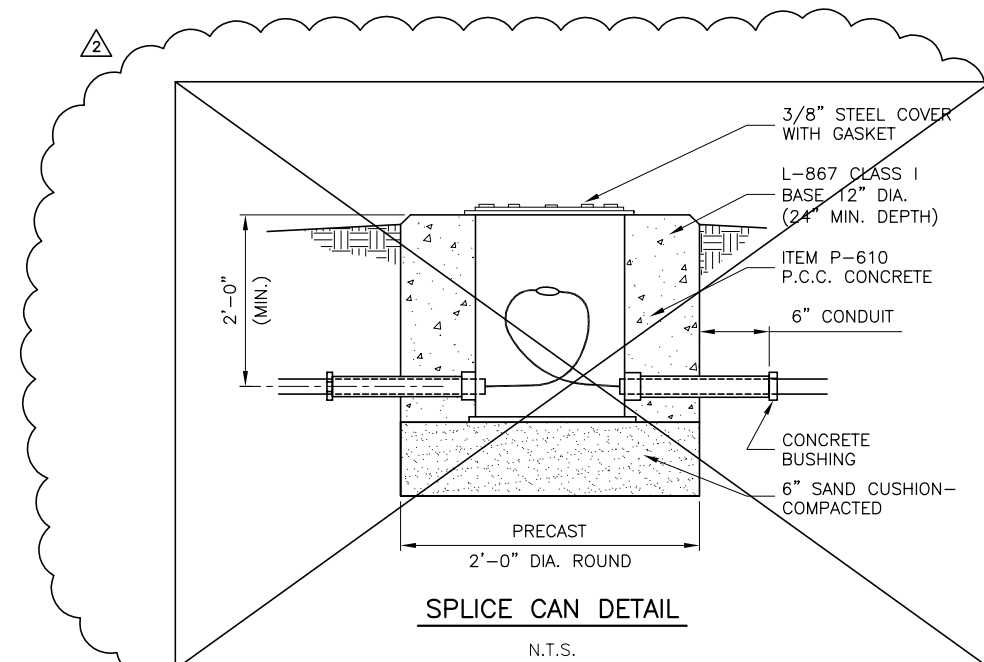
1. INSTALL A NONCORROSIVE DISC OF 2" MINIMUM DIAMETER WITH THE NUMBER PERMANENTLY STAMPED, CUT OUT, OR ENGRAVED UNDER THE HEAD OF THE BASE PLATE BOLT OR ATTACHED TO LIGHT FLANGE WITH SET SCREW.
2. LEGENDS SHOWN ARE FOR ILLUSTRATIVE PURPOSES ONLY. CONTRACTOR TO COORDINATE LEGEND WITH AIRPORT.
3. THE CONTRACTOR SHALL NUMBER THE EXISTING/PROPOSED LIGHTS AND SIGNS IN EACH CIRCUIT STARTING AT THE HOMERUN CONTINUING AROUND THE ENTIRE CIRCUIT BACK TO THE HOMERUN.
4. AIRFIELD SIGNS SHALL BE TAGGED & NUMBERED.



LIGHT IDENTIFICATION DETAIL
 N.T.S.



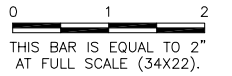
LIGHT AND CABLE INSTALLATION DETAIL
 N.T.S.



SPLICE CAN DETAIL
 N.T.S.

REVISIONS

NUMBER	BY	DATE
1	JEF	2-17-09



VERMILLION COUNTY AIRPORT
DANVILLE, ILLINOIS
EXTEND PARALLEL TAXIWAY 600 FEET
ELECTRICAL DETAILS SHEET 1

© Copyright GMT, Inc.
GMT
 CRAWFORD, MURPHY & TILLY, INC.
 CONSULTING ENGINEERS
 License No. 184-000613

DESIGN BY:	JEF
DRAWN BY:	DPA
CHECKED BY:	JEF
APPROVED BY:	JEF
DATE:	01/09/2009
JOB No:	05042-0300
ILLINOIS PROJECT DNV-3537	
A.I.P. PROJECT 3-17-0032-B10	
SHEET	15 OF 26 SHEETS