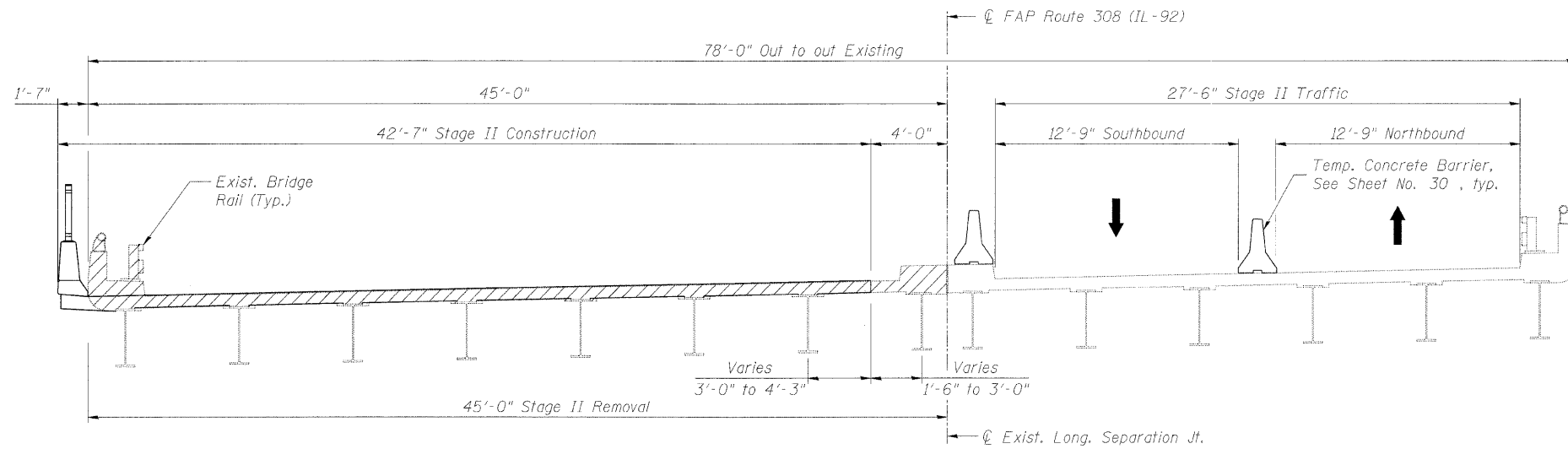


STATE OF ILLINOIS
DEPARTMENT OF TRANSPORTATION

ROUTE NO.	SECTION	COUNTY	TOTAL SHEETS	SHEET NO.
F.A.P. 308	*	ROCK ISLAND	210	118
FED. ROAD DIST. NO. 7	ILLINOIS	FED. AID PROJECT		

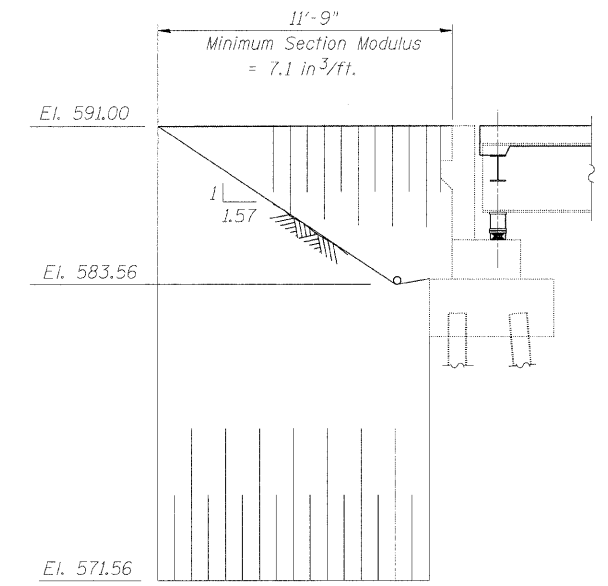
SHEET NO. 3
32 SHEETS

Contract #64814 * 1(HB,HB-1,VB,HB-2)R

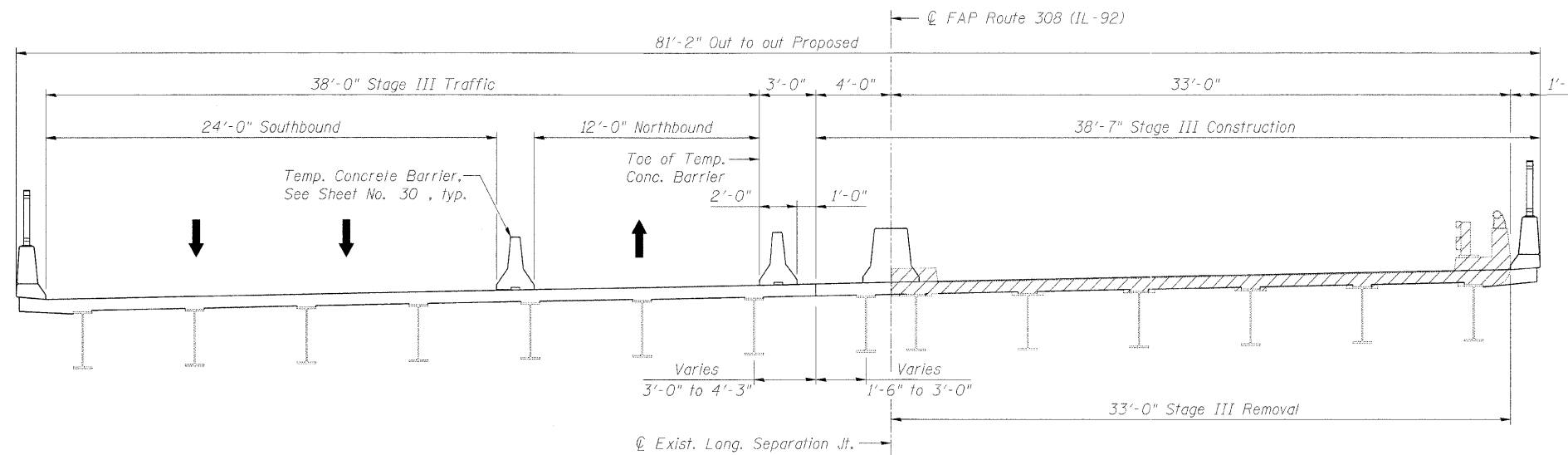


CROSS SECTION (STAGE II)

Looking North
Note: Horizontal dimensions shown are radial

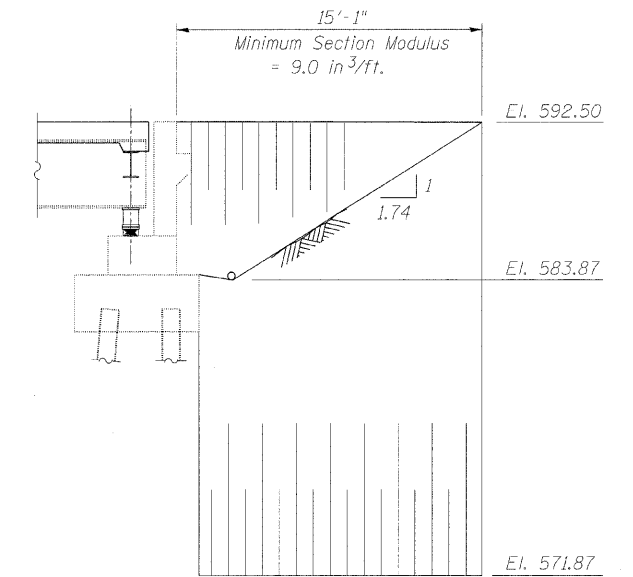


SOUTH ABUTMENT



CROSS SECTION (STAGE III)

Looking North
Note: Horizontal dimensions shown are radial



NORTH ABUTMENT

TEMPORARY SHEET PILING DETAILS

LEGEND

Indicates Removal of Existing Concrete Deck and Rails

DESIGNED	AMK
CHECKED	CMM
DRAWN	OS
CHECKED	RWC

LOCHNER
H.W. LOCHNER, INC., CHICAGO, ILLINOIS

NOTES

1. If the Contractor chooses to alter the temporary cantilevered sheet piling design requirements shown on the plans, a design submittal including plan details and calculations will be required for review and acceptance by the Engineer.
2. The Contractor shall connect the first sheet to the existing abutment wall to ensure stability of sheets driven to the top of the existing footing. This connection shall be reviewed and accepted by the Engineer and included in the cost for Temporary Sheet Piling.
3. The pay limits for Temporary Sheet Piling shall be the exposed surface area of the Sheeting.
4. Cost of removing existing steel bridge rails is included with Removal of Existing Concrete Deck.

STAGING DETAILS
IL ROUTE 92 (CENTENNIAL EXPRESSWAY)
OVER IAIS RAILROAD
FAP ROUTE 308 SEC. 1(VB)R
ROCK ISLAND COUNTY
STATION 1507+04.10
STRUCTURE NO. 081-0064

t:\2082\struc\dgn\2044029501.dgn