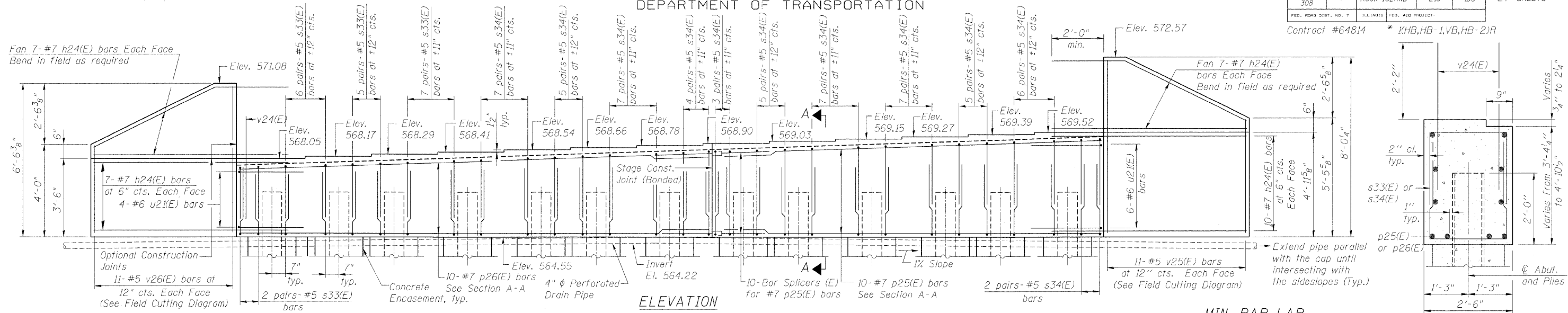


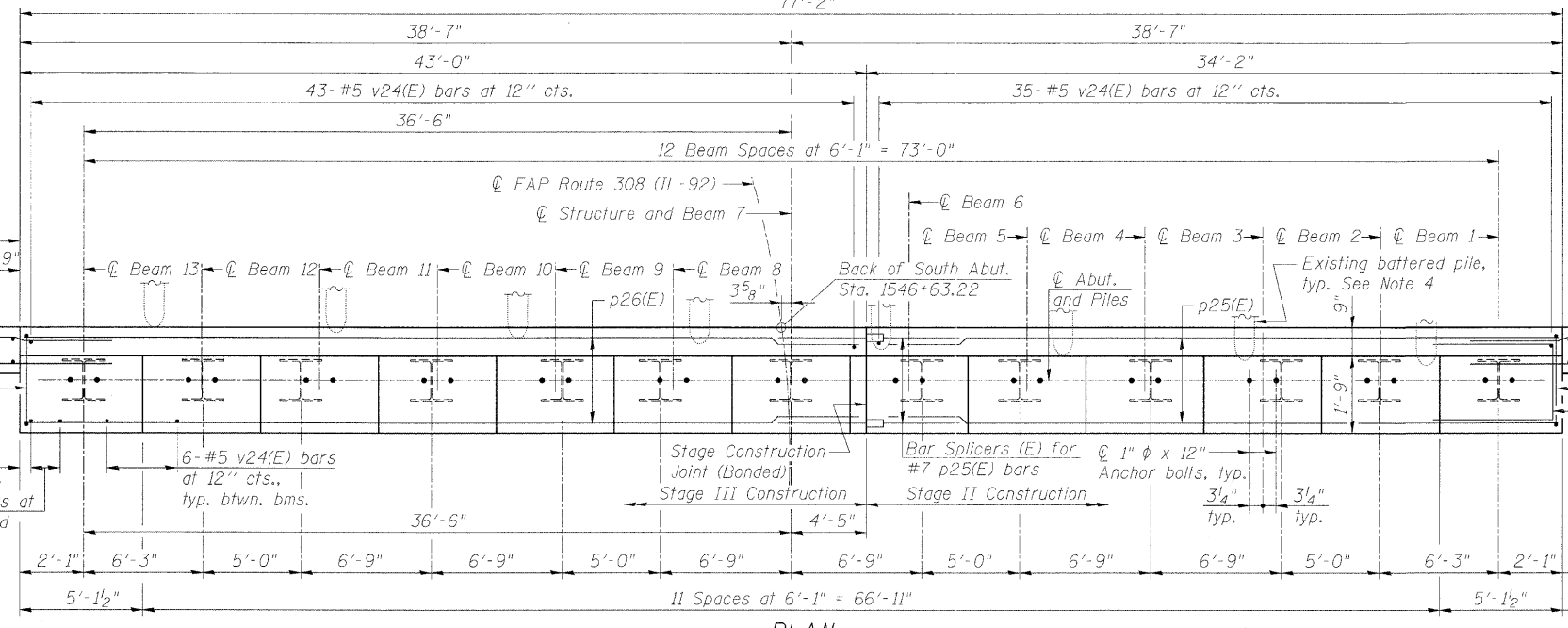
STATE OF ILLINOIS  
DEPARTMENT OF TRANSPORTATION

ROUTE NO.	SECTION	COUNTY	TOTAL SHEETS	SHEET NO.
F.A.P. 308	*	ROCK ISLAND	210	193
SHEET NO. 18				
27 SHEETS				

Contract #64814 \* (H.B., H.B.-1, V.B., H.B.-2) R



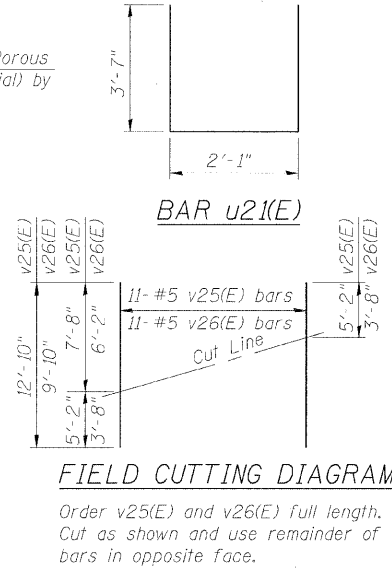
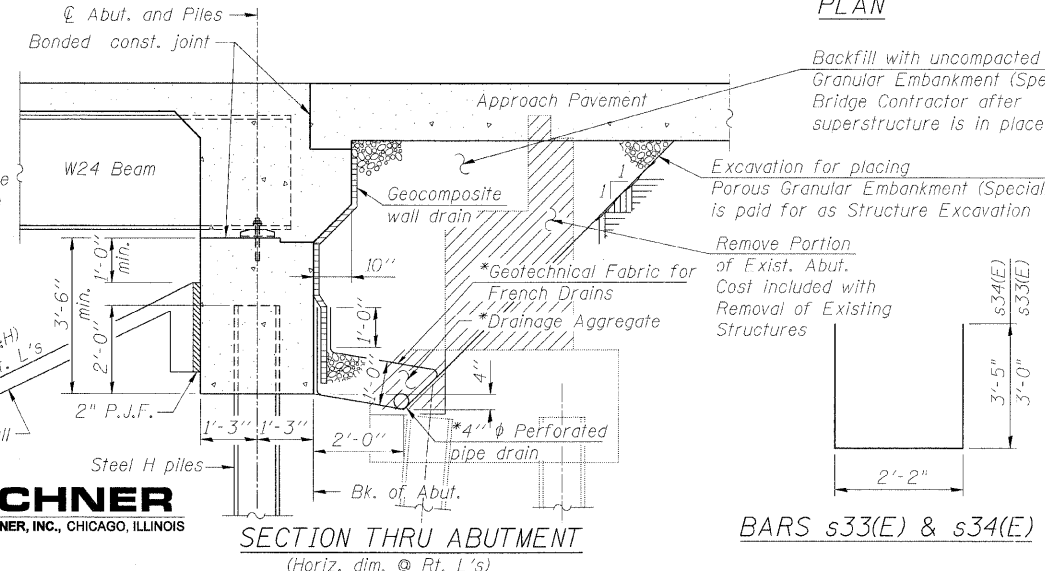
**PILE DATA**  
Type: Steel-HP12x53 with pile shoes  
Nominal Required Bearing: 419 k  
Allowable Resistance Available: 140 k  
Est. Length: 25 ft  
No. Production Piles: 13  
No. Test Piles: 0



\* Included in the cost of Pipe Underdrains for Structures, 4"  
Note:  
All Drainage system components shall extend to 2'-0" from the end of each wingwall except an outlet pipe shall extend until intersecting with the side slopes. The pipes shall drain into concrete headwalls. (See Article 601.05 of the Standard Specifications and Highway Standard 601101).

DESIGNED	AMK
CHECKED	JSD
DRAWN	OS
CHECKED	RWC

**LOCHNER**  
H.W. LOCHNER, INC., CHICAGO, ILLINOIS



MIN. BAR LAP  
#5 bar = 2'-2"

**BILL OF MATERIAL**

Bar	No.	Size	Length	Shape
h24(E)	62	#7	12'-0"	—
p25(E)	10	#7	33'-10"	—
p26(E)	10	#7	42'-8"	—
s33(E)	40	#5	8'-2"	□
s34(E)	116	#5	9'-0"	□
u21(E)	10	#6	9'-3"	□
v24(E)	154	#5	4'-4"	—
v25(E)	11	#5	12'-10"	—
v26(E)	11	#5	9'-10"	—
Porous Granular Embankment (Special)		Cu. Yd.	159	
Structure Excavation		Cu. Yd.	71	
Concrete Structures		Cu. Yd.	34.8	
Reinforcement Bars, Epoxy Coated		Pound	5,610	
Furnishing Steel Piles HP12x53		Foot	325	
Driving Piles		Foot	325	
Pile Shoes		Each	13	
Concrete Encasement		Cu. Yd.	4.6	
Geocomposite Wall Drain		Sq. Yd.	58	
Pipe Underdrains for Structures 4"		Foot	112	

- NOTES**
- For details of Bar Splicers, see Sheet No. 23
  - For details of piles and Concrete Encasement, see Sheet No. 22
  - For abutment diaphragm details, see Sheet No. 9
  - The Contractor shall verify the locations of existing piles before driving new piles.
  - Excavation required for Concrete Encasements shall be included in the cost of Concrete Encasement.
  - Pour steps monolithically with cap.
  - For bearing details, see Sheet No. 17
  - Piles shall be driven through 1'-5" diameter precored holes extending to elevation 550.00 according to Article 512.09(c) of the Standard Specifications. Cost included in driving piles.

**SOUTH ABUTMENT**  
IL ROUTE 92 (CENTENNIAL EXPRESSWAY)  
OVER 7th AVENUE  
FAP ROUTE 308 SEC. 1(HB)R  
ROCK ISLAND COUNTY  
STATION 1547+22.56  
STRUCTURE NO. 081-0170