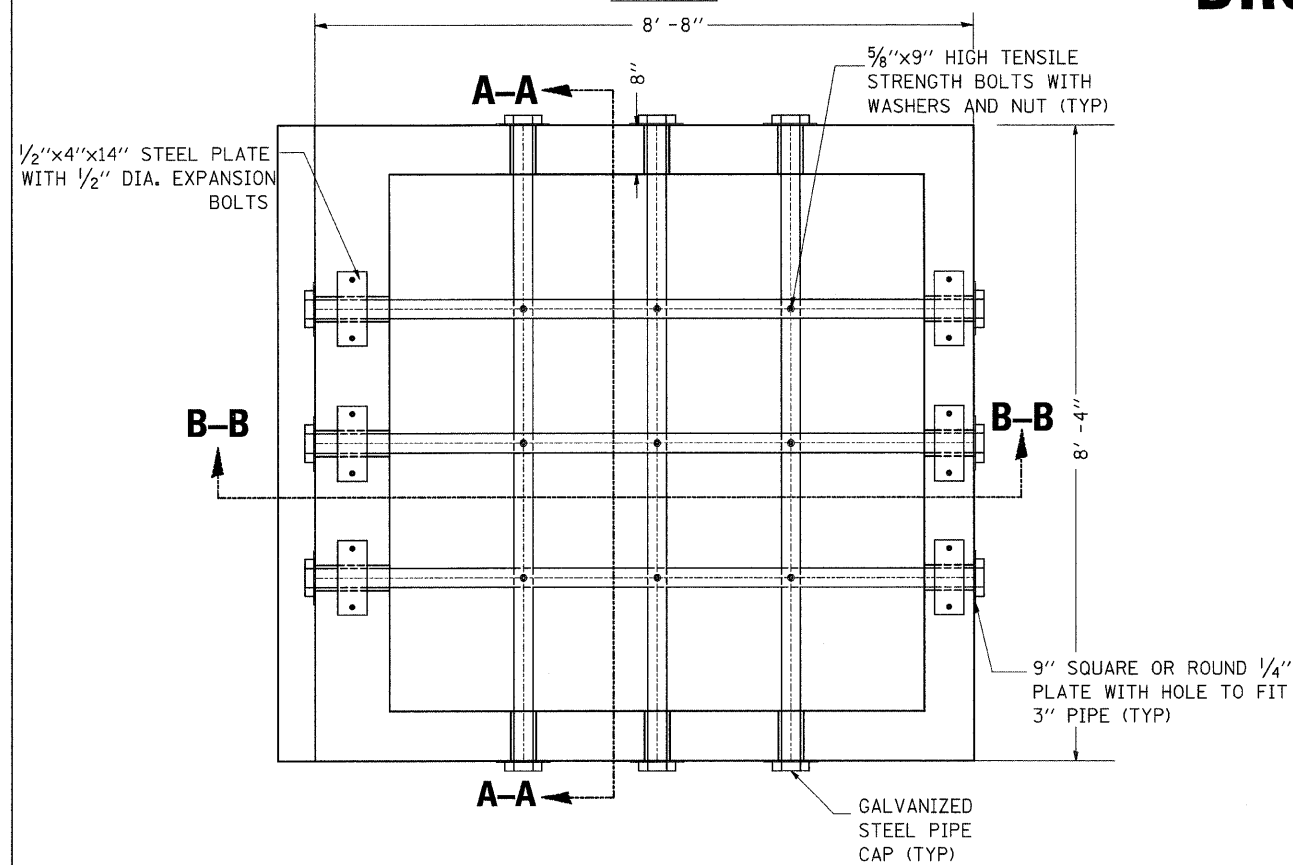


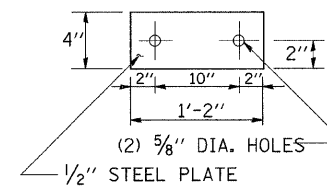
F.A. P. RTE.	SECTION	COUNTY	TOTAL SHEETS	SHEET NO.
549	117 T	OGLE	86	48
STA.		TO STA.		
FED. ROAD DIST. NO.		ILLINOIS FED. AID PROJECT		

# DROP BOX NO. 3

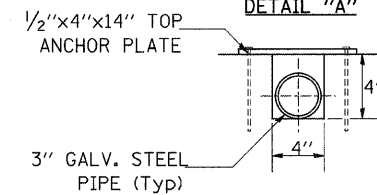
## PLAN



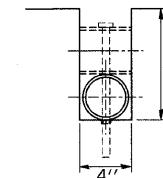
### TOP ANCHOR PLATE



### DETAIL "A"



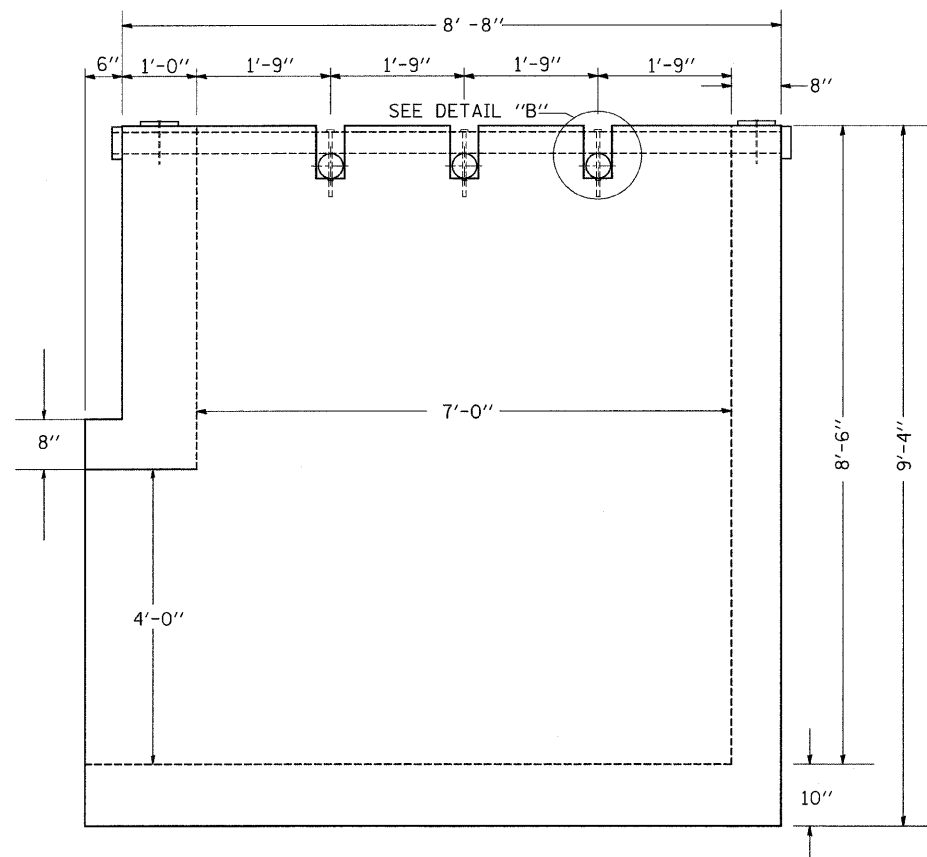
### DETAIL "B"



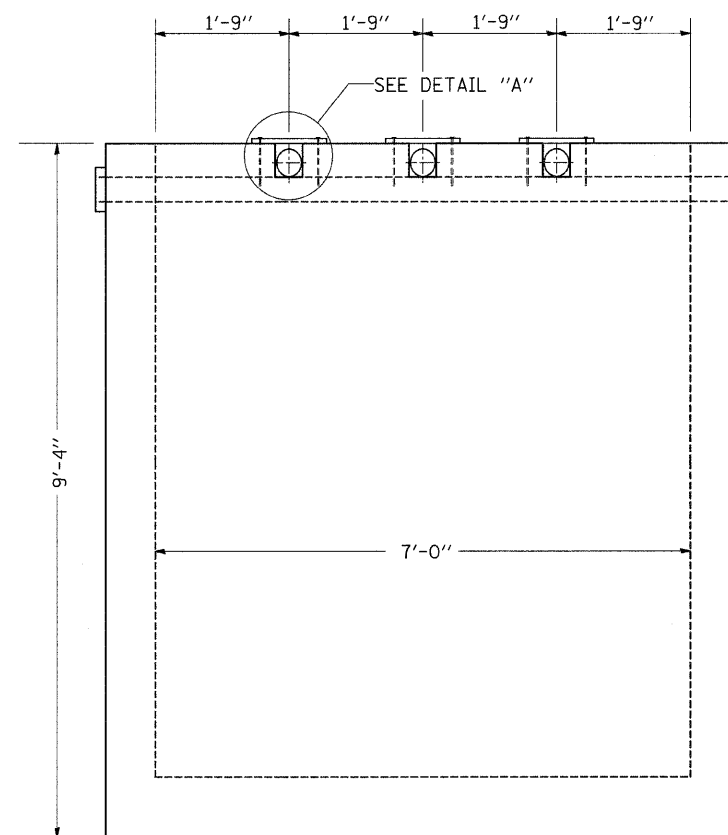
## BILL OF MATERIAL

DESCRIPTION	UNIT	QTY
5/8" X 9" GALV. STEEL BOLTS	EACH	9
3" GALV. STEEL PIPE	@3	8'-8"
3" GALV. STEEL PIPE	@3	9'-0"
3" GALV. PIPE CAPS	EACH	12
1/2" X 4" X 14" GALV. PLATE	EACH	6
1/4" GALV STEEL PLATE (9" NOMINAL)	EACH	12

## SECTION B-B



## SECTION A-A



## GENERAL NOTES

This work shall be done according to the applicable portion of 503, 508, and 542 of the Standard Specifications.

The contract unit price "each" for DROP BOX NO. 3 shall include the Expansion Bolts, Galvanized Pipe, Bolts, Nuts, Washers, Steel Plates, earth excavation where required, and necessary grading to fit the inlet as shown in the cross sections or to the slope

Reinforcement bars shall conform to the requirements of AASHTO M-31 or M-53, Grade 60.

STEEL PLATES SHALL CONFORM TO AASHTO M-183 AND SHALL BE GALVANIZED CONFORMING TO AASHTO M-111.

Bolts, Nuts, and Washers shall be in accordance with Article 710.11 of the Standard Specification and shall be galvanized.

Contractor shall field verify Galvanized pipe length.