ROUTE NO.	SECTION	COUNTY	TOTAL SHEETS	SHEET NO.
F.A.S. 1780	27-1BR-1	CLINTON	69	36
FED. ROAD DIST. NO. 8	ILLINOIS	FED. AID PROJECT-		

SHEET NO. 11

27 SHEETS

Contract # 76961

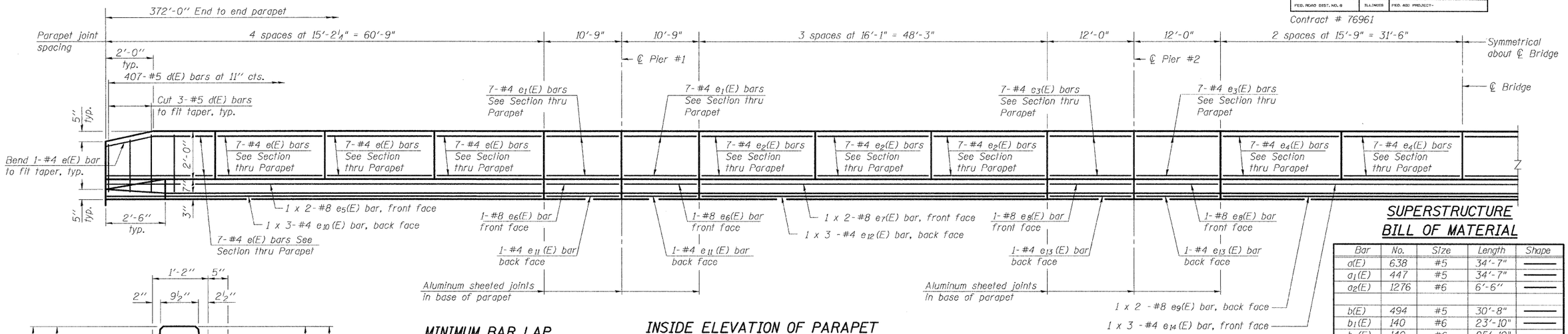

SUPERSTRUCTURE BILL OF MATERIAL

Bar	No.	Size	Length	Shape
d(E)	638	#5	34'-7"	
d1(E)	447	#5	34'-7"	
d2(E)	1276	#6	6'-6"	
b(E)	494	#5	30'-8"	
b1(E)	140	#6	23'-10"	
b2(E)	140	#6	25'-10"	
b3(E)	434	#5	28'-7"	
d(E)	814	#5	5'-7"	
d1(E)	814	#5	7'-9"	
e(E)	112	#4	14'-11"	
e1(E)	56	#4	10'-6"	
e2(E)	84	#4	15'-10"	
e3(E)	56	#4	11'-9"	
e4(E)	56	#4	15'-6"	
e5(E)	8	#8	32'-0"	
e6(E)	8	#8	10'-6"	
e7(E)	8	#8	25'-9"	
e8(E)	8	#8	11'-9"	
e9(E)	4	#8	33'-1"	
e10(E)	12	#4	21'-1"	
e11(E)	8	#4	10'-6"	
e12(E)	12	#4	16'-11"	
e13(E)	8	#4	11'-9"	
e14(E)	6	#4	21'-10"	
m(E)	4	#6	33'-6"	
m1(E)	6	#6	35'-4"	
m2(E)	24	#6	8'-8"	
m3(E)	10	#6	4'-8"	
m4(E)	4	#6	2'-3"	
s(E)	72	#5	6'-7"	
s1(E)	72	#4	10'-10"	
v(E)	68	#5	3'-4"	
Reinforcement Bars, Epoxy Coated		Pound	110,250	
Concrete Superstructure		Cu. Yds.	456.5	
Protective Coat		Sq. Yds.	1,685	
Bridge Deck Grooving		Sq. Yds.	1,340	
Bar Splicers		Each	64	

Bars indicated thus 1 x 3 -#5 etc. indicates 1 line of bars with 3 lengths per line.

MINIMUM BAR LAP

(Parapet)
#4 bar = 1'-4"
#8 bar = 3'-5"

INSIDE ELEVATION OF PARAPET

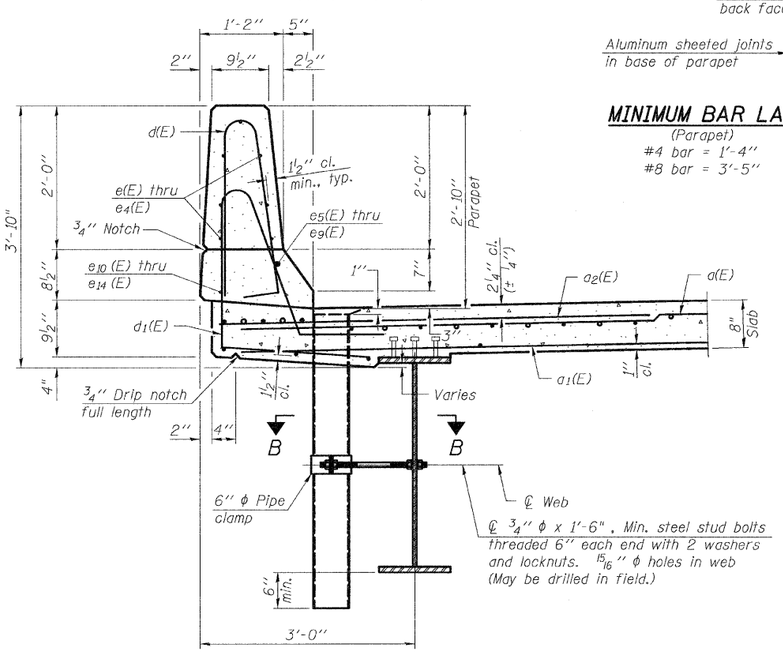

SECTION THRU PARAPET

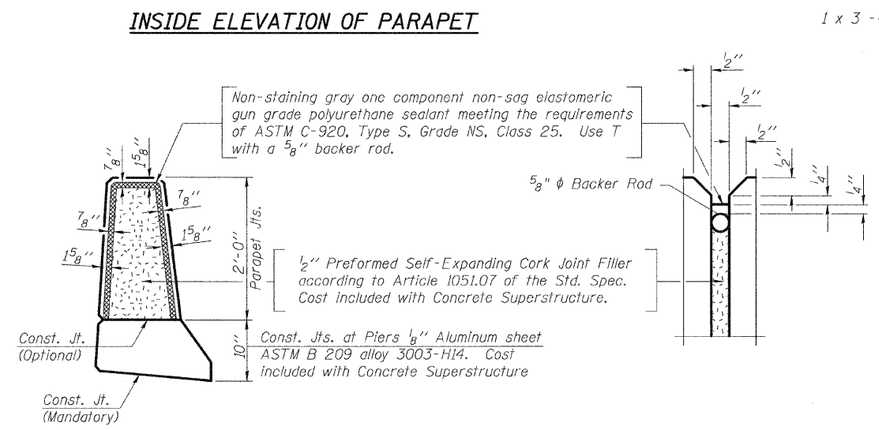

PARAPET JOINT DETAILS

Notes:
The exterior surfaces of the floor drains shall be painted with the finish coat as specified in the special provisions for Cleaning and Painting New Metal Structures. The exterior surfaces of the drains shall be cleaned according to Steel Structures Painting Council's Spec. SSPC-SP1 prior to painting.
Fiberglass pipe shall conform to ASTM D 2996, with short-time rupture strength hoop tensile stress of 30,000 p.s.i. minimum.

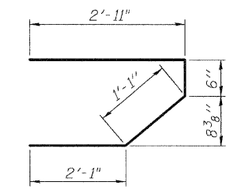

BAR s(E)

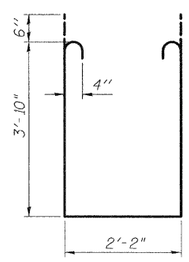

BAR s1(E)

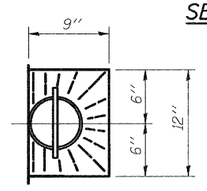

TOP PLAN

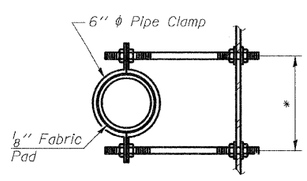

SECTION B-B
* Dimension as required by Pipe Clamp

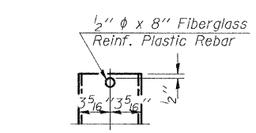

FIBERGLASS PIPE

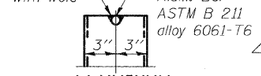

ALUMINUM TUBE

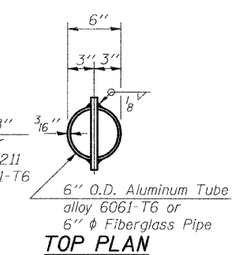

TOP PLAN
(Showing Aluminum Tube)

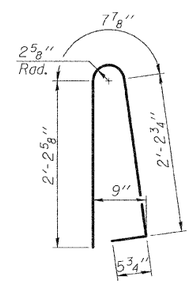

BAR d(E)

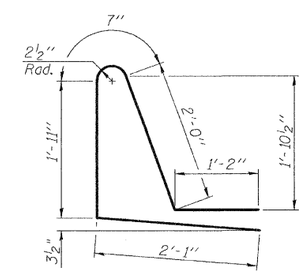

BAR d1(E)

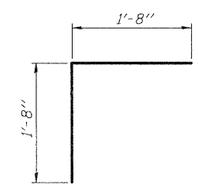

BAR v(E)

DESIGNED	ADL
CHECKED	WLW
DRAWN	BGJ
CHECKED	WLW

S-I-D 11-1-06

SUPERSTRUCTURE DETAILS
FAS RTE 1780 (OLD US 50) OVER SUGAR CREEK
SECTION 27-1BR-1
CLINTON COUNTY
STATION 9+14.50
STRUCTURE NUMBER 014-0077

Klingner & Assoc., P.C.

12/14/2007 11:59:35 AM

p:\02files\020409\02-0409.028 wo 17 bridge plans\bridge plans\014-0077_11 Superstructure Details.dgn