

CONSULTANT ENGINEER: REID T. MAGNER, P.E. CIVILTECH ENGINEERING INC  
 FIELD ENGINEER: MARILIN D. SOLOMON (847) 705-4407 SCHAUMBURG, IL

FAU RTE	SECTION	COUNTY	TOTAL SHEETS	SHEET NO.
1380	00-00084-00-PV	DUPAGE	93	1
TITLE SHEET				93-1 of 92
ILLINOIS				

CONTRACT NO. 83993

STATE OF ILLINOIS  
 DEPARTMENT OF TRANSPORTATION  
 DIVISION OF HIGHWAYS

**PLANS FOR PROPOSED  
 FEDERAL AID HIGHWAY**

**FAU 1380 (FULLERTON AVENUE)  
 SECTION 00-00084-00-PV  
 ADDISON ROAD TO VILLA AVENUE  
 ROADWAY RECONSTRUCTION  
 PROJECT NO. M-8003(527)  
 VILLAGE OF ADDISON, DUPAGE COUNTY  
 JOB NO. C-91-018-06**

**IDOT STANDARDS REFERENCED**

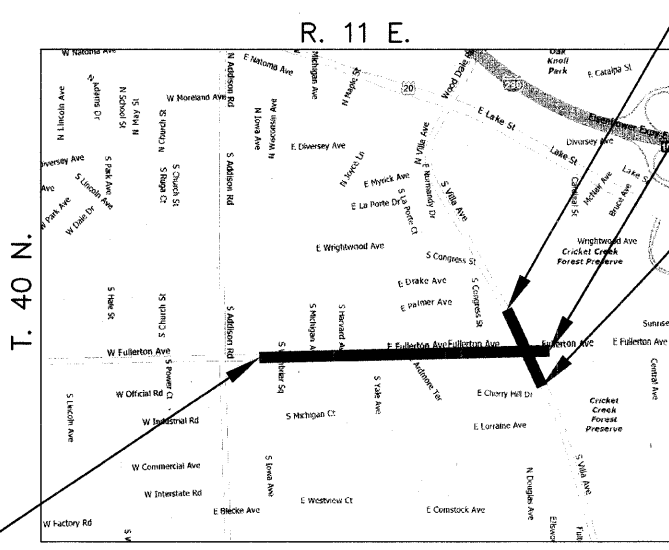
NUMBER	DESCRIPTION
000001-05	STANDARD SYMBOLS, ABBREVIATIONS, & PATTERNS
280001-04	TEMPORARY EROSION CONTROL SYSTEMS
424001-05	CURB RAMPS FOR SIDEWALKS
542301-01	PRECAST REINFORCED CONCRETE FLARED END SECTION
542311	GRATING FOR CONCRETE FLARED END SECTION FOR 24" THRU 54" PIPE
602001	CATCH BASIN, TYPE A
602011	CATCH BASIN, TYPE C
602401-01	MANHOLE TYPE A
602601-01	PRECAST REINFORCED CONCRETE FLAT SLAB TOP
602701-01	CAST IRON STEPS
604001-02	FRAME AND LIDS, TYPE 1
604006-03	FRAME AND GRATE, TYPE 3
604036-01	GRATE, TYPE B
606001-03	CONCRETE CURB TYPE B AND COMBINATION CONCRETE CURB AND GUTTER
701301-02	LANE CLOSURE, 2L 2W, SHORT TIME OPERATIONS
701501-05	URBAN LANE CLOSURE, 2L, 2W, UNDIVIDED
701701-03	URBAN LANE CLOSURE, MULTILANE INTERSECTION
701901	TRAFFIC CONTROL DEVICES
720001	SIGN PANEL MOUNTING DETAILS
720006-01	SIGN PANEL ERECTION DETAILS
720016-01	MAST ARM MOUNTED STREET NAME SIGNS
729001	APPLICATION OF TYPES A & B METAL POSTS (FOR SIGNS AND MARKERS)
780001-01	TYPICAL PAVEMENT MARKINGS
781001-02	TYPICAL APPLICATIONS RAISED REFLECTIVE PAVEMENT MARKERS
805001	ELECTRIC SERVICE INSTALLATION DETAILS
814001-01	HANDHOLES
814006-01	DOUBLE HANDHOLES
857001	STANDARD PHASE DESIGNATION DIAGRAMS & PHASE SEQUENCES
862001	UNINTERRUPTIBLE POWER SUPPLY
873001-01	TRAFFIC SIGNAL GROUNDING & BONDING
877001-03	STEEL MAST ARM ASSEMBLY AND POLE 16" THROUGH 55"
878001-06	CONCRETE FOUNDATION DETAILS
880001	SPAN WIRE MOUNTED SIGNALS & FLASHING BEACON INSTALLATION
880006	TRAFFIC SIGNAL MOUNTING DETAILS
886001	DETECTOR LOOP INSTALLATIONS
886006	TYPICAL LAYOUTS FOR DETECTION LOOPS

**IDOT STANDARDS REFERENCED**

NUMBER	DESCRIPTION
BD-01	DRIVEWAY DETAILS DISTANCE BETWEEN R.O.W. AND FACE OF CURB / EDGE OF SHOULDER >= 15'
BD-07	DETAIL OF STORM SEWER CONNECTION TO EXISTING SEWER
BD-32	BUTT JOINT AND BITUMINOUS TAPER DETAILS
TC-11	TYPICAL APPLICATIONS RAISED REFLECTIVE PAVEMENT MARKERS (SNOW PLOW RESISTANT)
TC-13	TYPICAL PAVEMENT MARKINGS
TC-16	TEMPORARY PAVEMENT MARKING LETTERS AND SYMBOLS
TC-18	SIGNING FOR FLAGGING OPERATIONS AT WORK ZONE OPENINGS
TC-22	TEMPORARY INFORMATION SIGNING
TS-05	STANDARD TRAFFIC SIGNAL DESIGN DETAILS

**VILLAGE OF ADDISON STANDARDS REFERENCED**

NUMBER	DESCRIPTION
STD. 307	SAN. SEWER SERVICE CONN.
STD. 402	WATERMAIN RELOCATION
STD. 407	WATER SERVICE CONN.
STD. 411	FIRE HYDRANT



FULLERTON AVENUE  
 PROJECT BEGINS  
 STA. 188+64.00

VILLA AVENUE  
 PROJECT ENDS  
 STA. 519+26.50

FULLERTON AVENUE  
 PROJECT ENDS  
 STA. 225+42.00

VILLA AVENUE  
 PROJECT BEGINS  
 STA. 507+10.70

STATE OF ILLINOIS  
 DEPARTMENT OF TRANSPORTATION  
 DIVISION OF HIGHWAYS

APPROVED: *[Signature]* 2007  
 RUDOLFO M. ESPEDIDO, P.E., VILLAGE OF ADDISON, VILLAGE ENGINEER

PASSED: *[Signature]* 2008  
 DISTRICT ONE ENGINEER OF LOCAL ROADS & STREETS

RELEASING FOR BID  
 BASED ON LIMITED REVIEW: *[Signature]* 2008  
 DEPUTY DIRECTOR OF HIGHWAYS, REGION ONE ENGINEER

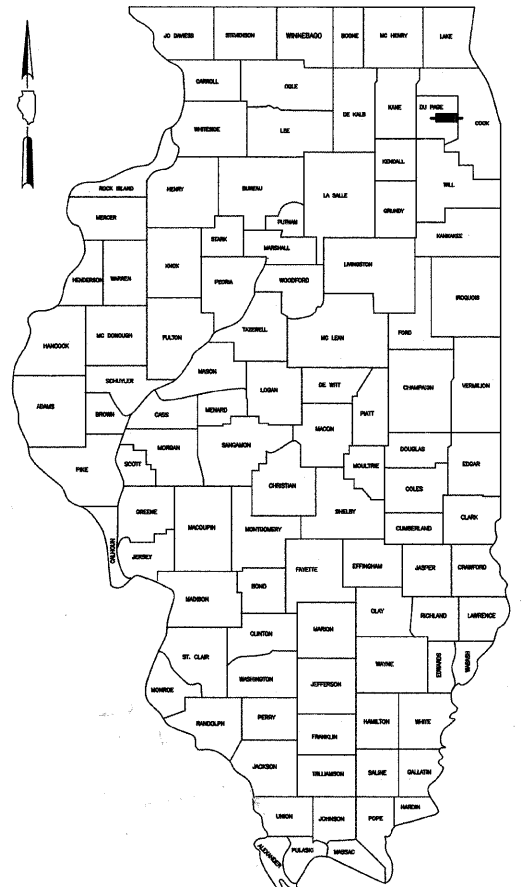
FOR UNDERGROUND  
 UTILITY LOCATIONS

**Call Before You Dig**  
**1-800-4-A-DIG**  
 ILLINOIS ONE CALL SYSTEM

48 HOUR NOTIFICATION REQUIRED  
 (800) 892-0123

VILLAGE OF ADDISON  
 ENGINEERING DEPARTMENT  
 (630) 543-4100

VILLAGE OF ADDISON  
 PUBLIC WORKS  
 (630) 620-2020



LOCATION OF SECTION INDICATED THIS:

P.E. SIGNATURE: *[Signature]*  
 P.E. NAME: DAVID E. MERTZ  
 DATE: 11/27/2007  
 IL LICENSE NO.: 062-052068  
 LICENSE EXPIRATION: 11/30/2009  
 Sheets 49-65 LIGHTING

*[Professional Engineer Seal: David E. Mertz, State of Illinois]*

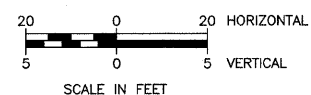
P.E. SIGNATURE: *[Signature]*  
 P.E. NAME: JOSEPH J. EMRY  
 DATE: 11/21/2007  
 IL LICENSE NO.: 062-057496  
 LICENSE EXPIRATION: 11/30/2009  
 Sheets 38-47 TRAFFIC SIGNALS

*[Professional Engineer Seal: Joseph J. Emry, State of Illinois]*

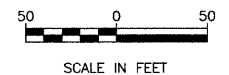
P.E. SIGNATURE: *[Signature]*  
 P.E. NAME: REID T. MAGNER  
 DATE: 11/19/2007  
 IL LICENSE NO.: 062-056273  
 LICENSE EXPIRATION: 11/30/2009  
 Sheets 1-37, 66-84

*[Professional Engineer Seal: Reid T. Magner, State of Illinois]*

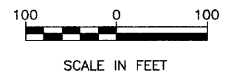
**ROADWAY PLAN AND PROFILE, INTERSECTION GRADING PLAN SCALES**



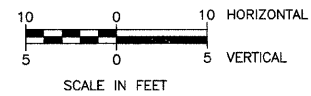
**STAGES OF CONSTRUCTION, PAVEMENT MARKING & SIGNING, LANDSCAPE AND EROSION CONTROL SCALES**



**ALIGNMENT, TIES & BENCHMARK SCALES**



**CROSS SECTION SCALES**



DESIGN DESIGNATION:  
 FULLERTON AVENUE (FAU RTE 1380) = 1,105 (2030) COLLECTOR TWS-2 (FD-20)  
 VILLA AVENUE (FAU RTE 2652) = 1,670 (2030) URBAN ARTERIAL (FD-20)

ADT'S (2030):  
 FULLERTON AVENUE (WEST LEG) = 14,000 VPD  
 FULLERTON AVENUE (EAST LEG) = 2,000 VPD  
 VILLA AVENUE (NORTH LEG) = 16,000 VPD  
 VILLA AVENUE (SOUTH LEG) = 13,000 VPD


DESIGN SPEED:  
 FULLERTON AVENUE = 35 MPH (POSTED SPEED = 30 MPH)  
 VILLA AVENUE (NORTH OF FULLERTON) = 45 MPH (POSTED SPEED = 35 MPH)  
 VILLA AVENUE (SOUTH OF FULLERTON) = 45 MPH (POSTED SPEED = 40 MPH)

LOCATION MAP (NOT TO SCALE)

FULLERTON AVENUE PROJECT (STA. 188+64 TO STA. 221+25) LENGTH = 3,261.00 FT. = 0.618 MILES  
 FULLERTON AVENUE PROJECT (STA. 221+85 TO STA. 225+42) LENGTH = 357.00 FT. = 0.068 MILES  
 VILLA AVENUE PROJECT LENGTH = 1,215.80 FT. = 0.230 MILES  
 GROSS PROJECT LENGTH = 4,833.80 FT. = 0.915 MILES

**INDEX OF SHEETS**

SHEET NO.	DESCRIPTION
1	TITLE SHEET/INDEX
2	GENERAL NOTES
3-4	SUMMARY OF QUANTITIES
5-6	TYPICAL SECTIONS
7	ALIGNMENT, TIES AND BENCHMARKS
8-14	STAGES OF CONSTRUCTION
15-24	ROADWAY PLAN
25-30	ROADWAY PROFILE
31-32	DRAINAGE SCHEDULE
33	INTERSECTION GRADING PLAN
34-35	PAVEMENT MARKING AND SIGNING
36-37	LANDSCAPE AND EROSION CONTROL
38-47	TRAFFIC SIGNAL PLANS
48	SHEET NOT INCLUDED
49-65	LIGHTING PLANS
66-84	CROSS SECTIONS
85-93	CONSTRUCTION DETAILS



PLANS PREPARED BY:



450 E. Devon Ave, Suite 300 - Itasca, Illinois 60143  
 Tel: 630.773.3900 - Fax: 630.773.3975  
 www.civiltechinc.com

PRINTED BY AUTHORITY OF THE STATE OF ILLINOIS

**CONTRACT NO. 83993**