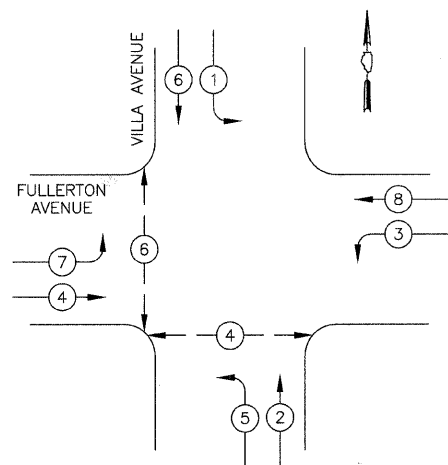


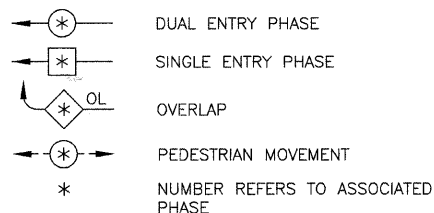
FILE NO.	SECTION	COUNTY	TOTAL SHEETS	SHEET NO.
1380	00-00084-00-PV	DUPAGE	93	43
STA.		TO STA.		
ILLINOIS		SURFACE TRANSPORTATION FUNDING		

CONTRACT NUMBER 83993

CONTROLLER SEQUENCE

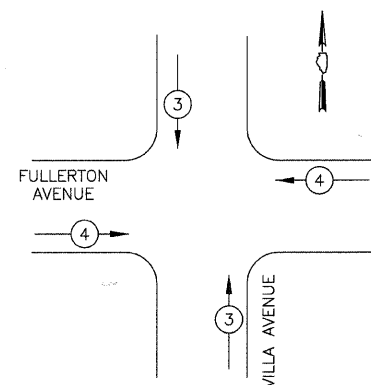


LEGEND



PHASE DESIGNATION DIAGRAM

EMERGENCY VEHICLE PREEMPTION SEQUENCE



PROPOSED EMERGENCY VEHICLE PREEMPTORS		
EMERGENCY VEHICLE PREEMPTOR	3	4
MOVEMENT	↑ ↓	← →

SCHEDULE OF QUANTITIES

PAY ITEM	UNIT	QNTY
CONDUIT IN TRENCH, 2" DIA., GALVANIZED STEEL	FOOT	36
CONDUIT IN TRENCH, 2 1/2" DIA., GALVANIZED STEEL	FOOT	57
CONDUIT IN TRENCH, 3" DIA., GALVANIZED STEEL	FOOT	55
CONDUIT IN TRENCH, 4" DIA., GALVANIZED STEEL	FOOT	75
CONDUIT IN TRENCH, 5" DIA., GALVANIZED STEEL	FOOT	10
CONDUIT PUSHED, 2" DIA., GALVANIZED STEEL	FOOT	10
CONDUIT PUSHED, 2 1/2" DIA., GALVANIZED STEEL	FOOT	10
CONDUIT PUSHED, 4" DIA., GALVANIZED STEEL	FOOT	223
HANDHOLE	EACH	2
DOUBLE HANDHOLE	EACH	2
ELECTRIC CABLE IN CONDUIT, 600V (XLP-TYPE USE), 1/C NO. 10	FOOT	3396
AERIAL CABLE, 2-1/C NO. 8 WITH MESSENGER WIRE	FOOT	334
TRENCH AND BACKFILL FOR ELECTRICAL WORK	FOOT	228
LUMINAIRE, SODIUM VAPOR, HORIZONTAL MOUNT, PHOTO-CELL CONTROL, 310 WATT	EACH	8
FULL-ACTUATED CONTROLLER AND TYPE IV CABINET, SPECIAL	EACH	1
ELECTRIC CABLE IN CONDUIT, SIGNAL NO. 14 2C	FOOT	435
ELECTRIC CABLE IN CONDUIT, SIGNAL NO. 14 3C	FOOT	757
ELECTRIC CABLE IN CONDUIT, SIGNAL NO. 14 5C	FOOT	793
ELECTRIC CABLE IN CONDUIT, SIGNAL NO. 14 7C	FOOT	1532
ELECTRIC CABLE IN CONDUIT, SERVICE, NO. 6 2C	FOOT	65
TRAFFIC SIGNAL POST, GALVANIZED STEEL, 16 FT.	EACH	4
STEEL COMBINATION MAST ARM ASSEMBLY AND POLE, 30 FT. (SPECIAL)	EACH	1
STEEL COMBINATION MAST ARM ASSEMBLY AND POLE, 32 FT. (SPECIAL)	EACH	1
STEEL COMBINATION MAST ARM ASSEMBLY AND POLE, 38 FT. (SPECIAL)	EACH	2
CONCRETE FOUNDATION, TYPE A	FOOT	16
CONCRETE FOUNDATION, TYPE D	FOOT	4
CONCRETE FOUNDATION, TYPE E 36-INCH DIAMETER	FOOT	60
SIGNAL HEAD, L.E.D., 1-FACE, 3-SECTION, MAST ARM MOUNTED	EACH	4
SIGNAL HEAD, L.E.D., 1-FACE, 5-SECTION, BRACKET MOUNTED	EACH	4
SIGNAL HEAD, L.E.D., 1-FACE, 5-SECTION, MAST ARM MOUNTED	EACH	4
PEDESTRIAN SIGNAL HEAD, L.E.D., 1-FACE, BRACKET MOUNTED	EACH	4
TRAFFIC SIGNAL BACKPLATE, LOUVERED, ALUMINUM	EACH	8
LIGHT DETECTOR	EACH	2
LIGHT DETECTOR AMPLIFIER	EACH	1
PEDESTRIAN PUSH-BUTTON	EACH	4
TEMPORARY TRAFFIC SIGNAL INSTALLATION	EACH	1
REMOVE EXISTING TRAFFIC SIGNAL EQUIPMENT	EACH	1
REMOVE EXISTING HANDHOLE	EACH	9
REMOVE EXISTING CONCRETE FOUNDATION	EACH	9
VIDEO VEHICLE DETECTION SYSTEM	EACH	1
REMOVE TEMPORARY LIGHTING	L SUM	1
TEMPORARY MAST ARM, 15 FOOT	EACH	2
TEMPORARY LUMINAIRE, SODIUM VAPOR, HORIZONTAL MOUNT, 400 WATT TYPE III DISTRIBUTION	EACH	2
SERVICE INSTALLATION, POLE MOUNT	EACH	1
ELECTRIC CABLE IN CONDUIT, GROUNDING, NO. 6 1C	FOOT	570
ELECTRIC CABLE IN CONDUIT, NO. 20 3/C, TWISTED, SHIELDED	FOOT	299
ELECTRIC CABLE IN CONDUIT, COMMUNICATION, NO. 18 3C	FOOT	841

REVISIONS	
NAME	DATE

VILLAGE OF ADDISON
**EMERGENCY VEHICLE PREEMPTION SEQUENCE,
 PHASE DESIGNATION DIAGRAM &
 SCHEDULE OF QUANTITIES**
 FULLERTON AVENUE & VILLA AVENUE

SCALE: NOT TO SCALE

DATE: 11/26/2007
 DESIGNED BY: BRD
 TECHNICIAN: BRD
 CHECKED BY: JJE