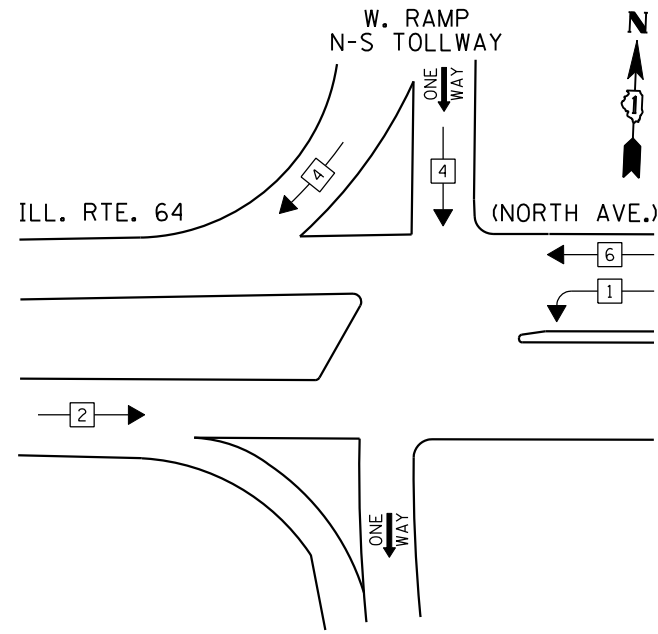
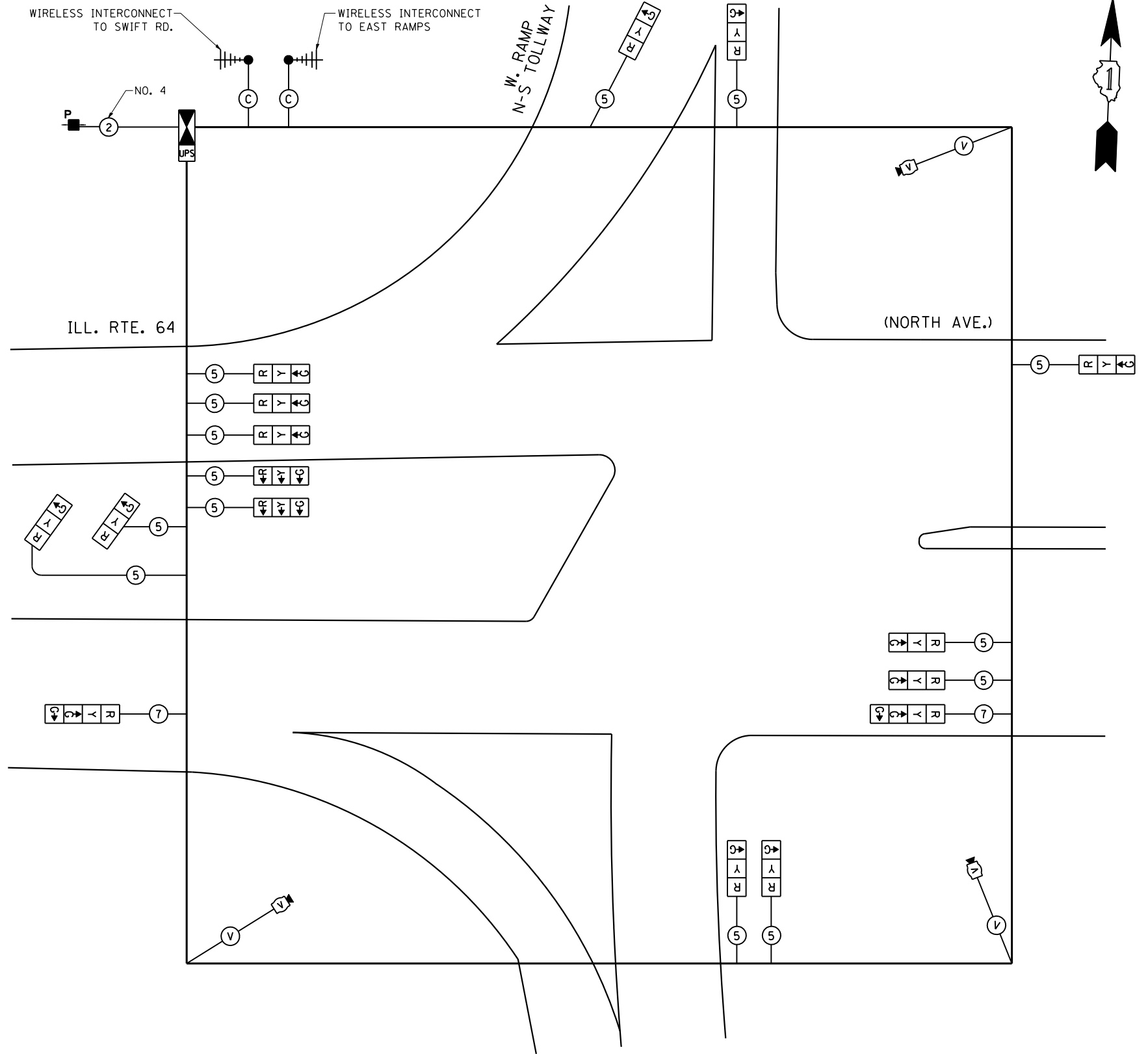
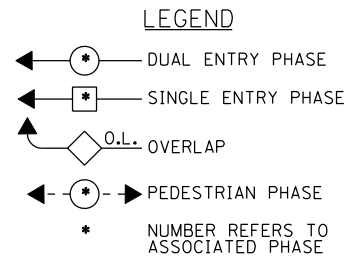


CONTROLLER SEQUENCE



TEMPORARY PHASE DESIGNATION DIAGRAM



TEMPORARY CABLE PLAN

(NOT TO SCALE)

THE TRAFFIC SIGNAL CONTROL EQUIPMENT FOR THIS PROJECT SHALL BE "ECONOLITE" TO MATCH THE EXISTING ADJACENT SYSTEM.

I.D.O.T. TRAFFIC SIGNAL INSTALLATION ELECTRICAL SERVICE REQUIREMENTS					TOTAL WATTAGE
TYPE	NO LAMPS	WATTAGE		%OPERATION	
		INCAND.	LED		
SIGNAL (RED)	16		17	0.50	136
(YELLOW)	16		25	0.25	100
(GREEN)	18		15	0.25	67.5
ARROW			12	0.10	
PED. SIGNAL			25	1.00	
CONTROLLER	1		100	1.00	100
ILLUM. SIGN			25	0.05	
VIDEO SYSTEM	1	150		1.00	150
FLASHER				0.50	
ENERGY COSTS TO:				TOTAL =	553.5
ILLINOIS DEPARTMENT OF TRANSPORTATION 201 WEST CENTER COURT SCHAUMBURG, ILLINOIS 60196-1096 ENERGY SUPPLY CONTACT: DEB RANKIN PHONE: (630) 691-4379 COMPANY: COMMONWEALTH EDISON					

FILE NAME =	USER NAME = \$USER*	DESIGNED - PKG	REVISED -
\$FILEL\$		DRAWN - EA, MG	REVISED -
	PLOT SCALE = \$SCALE*	CHECKED - PKG	REVISED -
	PLOT DATE = \$DATE*	DATE - 12/7/2012	REVISED -

**STATE OF ILLINOIS
DEPARTMENT OF TRANSPORTATION**

TEMPORARY CABLE PLAN AND TEMPORARY PHASE DESIGNATION DIAGRAM ILLINOIS ROUTE 64 (NORTH AVENUE) AT WEST RAMPS			
SCALE: N.T.S.	SHEET NO.	OF SHEETS	STA. TO STA.

F.A.P. RTE.	SECTION	COUNTY	TOTAL SHEETS	SHEET NO.
307	2012-029-TS	DuPAGE	55	29
CONTRACT NO. 60T80				
FED. ROAD DIST. NO. - ILLINOIS FED. AID PROJECT				