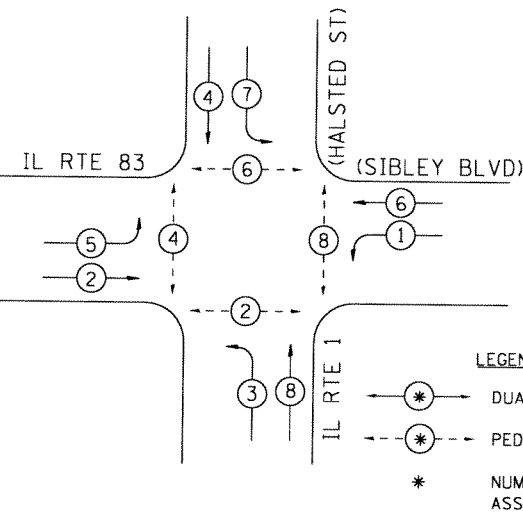
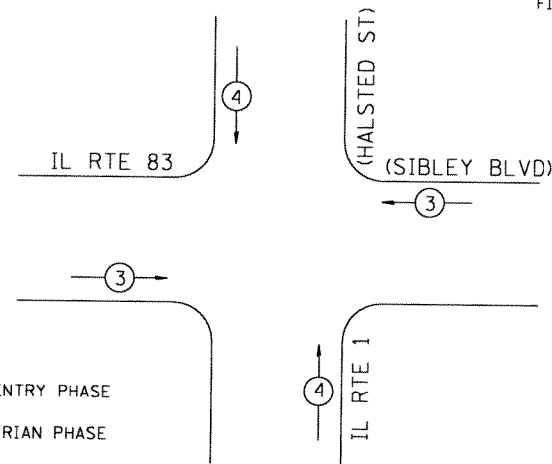




CONTROLLER SEQUENCE



EMERGENCY VEHICLE PREEMPTION SEQUENCE



EMERGENCY VEHICLE PREEMPTORS		
EMERGENCY VEHICLE PREEMPTOR	3	4
MOVEMENT	← →	↑ ↓

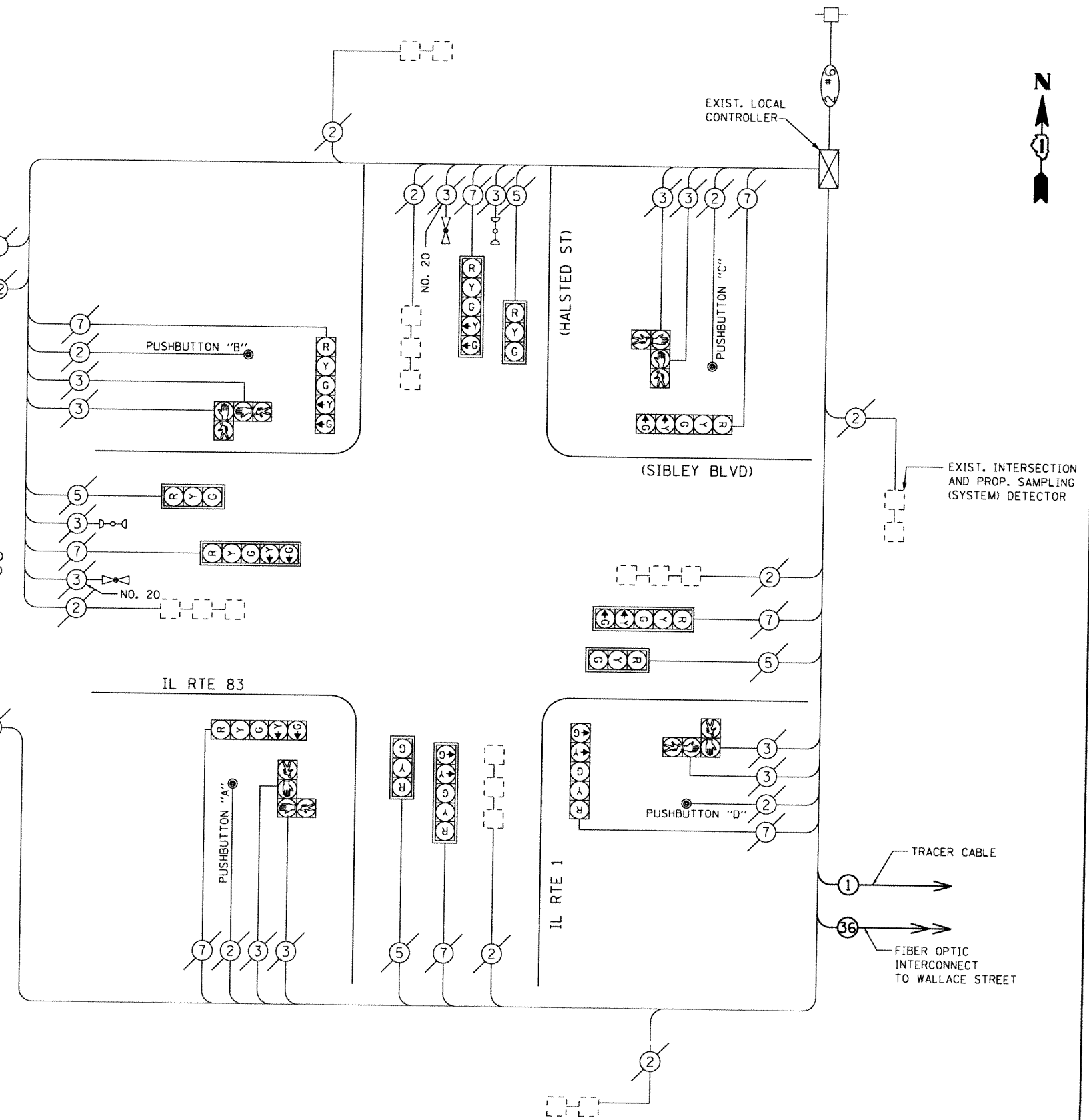
PHASE DESIGNATION DIAGRAM

I.D.O.T. TRAFFIC SIGNAL INSTALLATION ELECTRICAL SERVICE REQUIREMENTS					
TYPE	NO. LAMPS	WATTAGE		%OPERATION	TOTAL WATTAGE
		INCAND.	LED		
SIGNAL (RED)	12		135	0.5	810
(YELLOW)	12		135	0.25	405
(GREEN)	12		135	0.25	405
ARROW	16		135	0.10	216
PED. SIGNAL	4		90	1.00	360
CONTROLLER	1		100	1.00	100
ILLUM. SIGN	-		252	0.05	-
FLASHER	-			0.50	0
ENERGY COSTS TO:				TOTAL =	2296
ENERGY SUPPLY CONTACT: _____					
PHONE: _____					
COMPANY: _____					

TRACER CABLE
 INTERCONNECT TO VINCENNES AVE./ BROADWAY AVE. NO. 62.5/125 12F FIBER OPTIC CABLE

EXIST. INTERSECTION AND PROP. SAMPLING (SYSTEM) DETECTOR

NOTE
 PUSHBUTTON "A" SHALL PLACE A CALL IN PHASES 2 AND 4.
 PUSHBUTTON "B" SHALL PLACE A CALL IN PHASES 4 AND 6.
 PUSHBUTTON "C" SHALL PLACE A CALL IN PHASES 6 AND 8.
 PUSHBUTTON "D" SHALL PLACE A CALL IN PHASES 8 AND 2.



FILE NAME = SA\JL\6388-6399\6246\843\Micro\CAD\Sheets\0412146-att-1-cable-Halsted.dgn



USER NAME = brianf	DESIGNED - RMS	REVISED - RMS
PLOT SCALE = 40.0000 / in.	DRAWN - DJW	REVISED - BJJ
PLOT DATE = 12/4/2012	CHECKED - ARM	REVISED - ARM
	DATE - 10/17/2012	REVISED - 12/4/12

**STATE OF ILLINOIS
 DEPARTMENT OF TRANSPORTATION**

CABLE PLAN, PHASE DESIGNATION DIAGRAM AND EMERGENCY VEHICLE PREEMPTION SEQUENCE
 IL RTE. 83 (SIBLEY BLVD) AND HALSTED STREET

F.A.P. RTE. 397	SECTION 10475-1(12)	COUNTY COOK	TOTAL SHEETS 38	SHEET NO. 21
SCALE: AS SHOWN				SHEET OF SHEETS STA. TO STA.
CONTRACT NO. 60T92				ILLINOIS FED. AID PROJECT

TS#1765