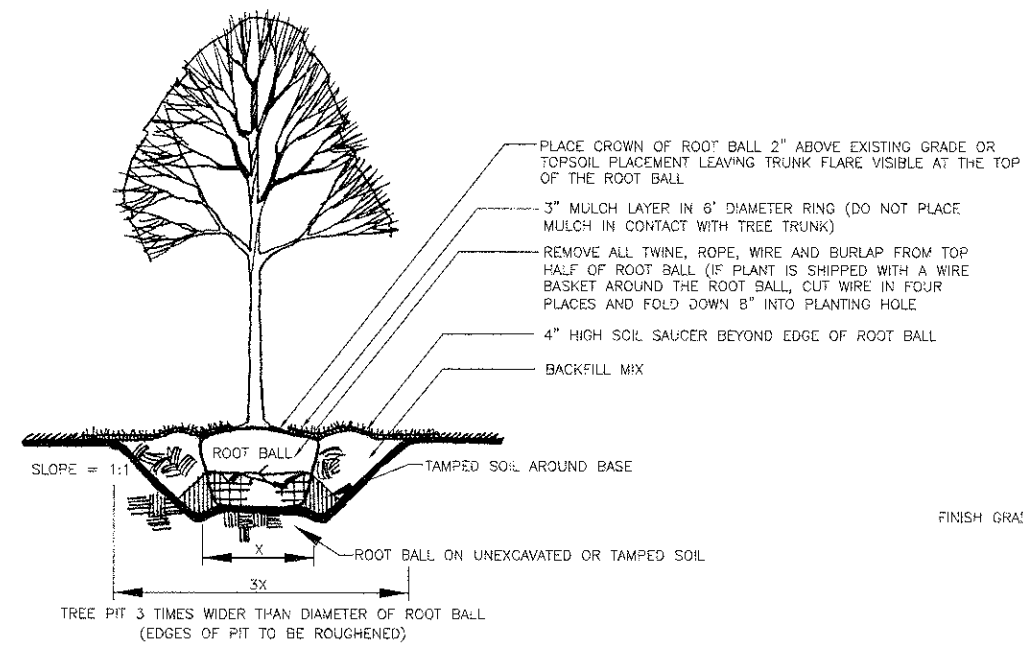


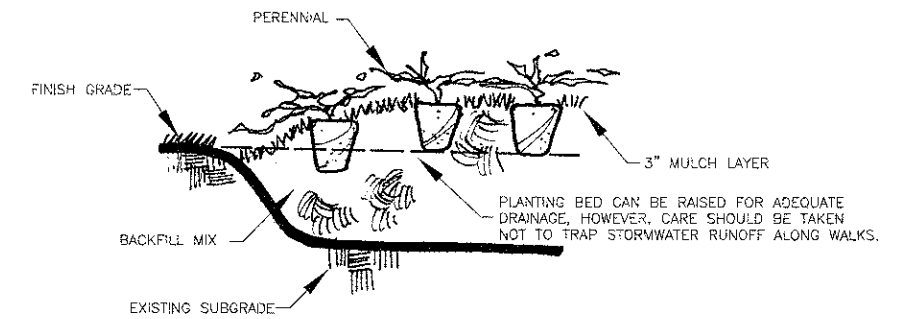
PLANT LIST			
KEY	COMMON NAME	BOTANICAL NAME	QTY
<b>SHADE TREES</b>			
GT	SKYLINE HONEYLOCUST	CLEDITSIA TRIACANTHOS VAR. INERMIS	10
GD	KENTUCKY COFFEETREE	GYMNOCLADUS DIOICUS	8
CO	COMMON HACKBERRY	CELTIS OCCIDENTALIS	5
AF	MARMO MAPLE	ACER X FREEMANII 'MARMO'	2
<b>ORNAMENTAL TREES</b>			
SP	CHINA SNOW PEKING LILAC	SYRINGA PEKINENSIS MORTON 'CHINA SNOW'	5
SR	IVORY SILK JAPANESE LILAC	SYRINGA RETICULATA 'IVORY SILK'	15
MP	PRAIRIEFIRE CRABAPPLE	MALUS 'PRAIRIEFIRE'	3
<b>SHRUBS</b>			
CJ	TEXAS SCARLET QUINCE	CHAENOMELES JAPONICA 'TEXAS SCARLET'	8
RR	CAREFREE DELIGHT SHRUB ROSE	ROSA MEIPOTAL 'CAREFREE DELIGHT'	9
<b>PERENNIALS</b>			
HS	STELLA D'ORO DAYLILY	HEMEROCALLIS 'STELLA D'ORO'	70
HP	PURPLE PALACE CORAL BELLS	HUECHERA X 'PURPLE PALACE'	60
EF	PURPLELEAF WINTERCREEPER	EUONYMUS FORTUNEI VAR. COLORATUS	145
SS	MAY NIGHT SALVIA	SALVIA X SUPERBA 'MAY NIGHT'	15

**LANDSCAPE NOTES:**

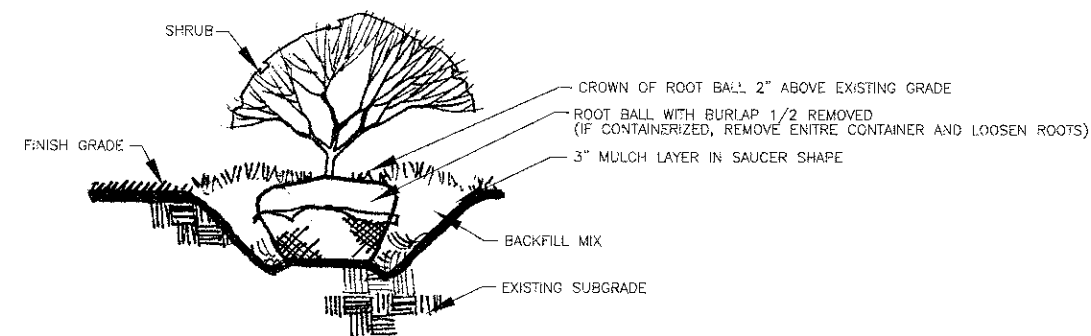
- LAYOUT COMPLETE PLANTING AS PER LANDSCAPE PLAN.
- NOTIFY THE VILLAGE'S LANDSCAPE ARCHITECT (847-923-3866) SEVEN (7) WORKING DAYS PRIOR TO LANDSCAPE INSTALLATION. THE LANDSCAPE ARCHITECT MUST EXAMINE THE SITE PRIOR TO THE SPREADING OF TOPSOIL TO ASSESS GROWING CONDITIONS. THE CONTRACTOR SHALL VERIFY ALL DIMENSIONS AND CONDITIONS AT THE JOB SITE.
- THE CONTRACTOR IS RESPONSIBLE FOR VERIFYING ALL UNDERGROUND UTILITIES PRIOR TO STARTING CONSTRUCTION. FOR LOCATIONS CALL "J.U.L.I.E." (800-892-0123 OR 811)
- LOCATIONS AND GRADES ARE APPROXIMATE. FIELD VERIFY ALL INFORMATION PRIOR TO STARTING WORK.
- THE LANDSCAPE CONTRACTOR SHALL REPORT ANY DISCREPANCIES ON THE LANDSCAPE PLAN TO THE ENGINEER AND GET WRITTEN APPROVAL FOR CHANGES BEFORE COMMENCING WITH CONSTRUCTION.
- ALL PLANT SPECIES SPECIFIED ARE SUBJECT TO AVAILABILITY. NO SUBSTITUTION OF PLANT MATERIAL SHALL BE ALLOWED UNLESS APPROVED THROUGH WRITTEN CONSENT BY THE ENGINEER.
- PLANT SYMBOLS ARE NOT LITERAL REPRESENTATIONS. THEY ARE ILLUSTRATED ON THE LANDSCAPE PLAN AS THE GRAPHIC REPRESENTATION OF THE PROPOSED PLANT MATERIAL. THEY DO NOT NECESSARILY REPRESENT THE SPREAD OF THE PLANT AT THE TIME OF INSTALLATION.
- DO NOT SHEAR ANY PLANT MATERIALS. HAND PRUNE AS NEEDED.
- CLEAN UP ALL AREAS, SWEEP WALKS AND DRIVES, AND HAUL AWAY DEBRIS AT TIME OF PLANTING.
- GENERAL PLANTING INSTRUCTIONS:  
DO NOT BREAK OR DAMAGE ROOT BALL.  
DO NOT ALLOW AIR POCKETS WHEN BACKFILLING.  
WATER PLANT MATERIAL IMMEDIATELY AFTER PLANTING.
- THE ENGINEER RESERVES THE RIGHT TO REJECT ANY PLANT MATERIAL DEEMED SUB-STANDARD.
- THE CONTRACTOR SHALL PROVIDE PLANT MATERIAL THAT IS DISEASE AND PEST FREE. ALL PLANT MATERIAL SHALL BE GRADE A NURSERY STOCK AND SHALL BE HEALTHY AND VIGOROUS.
- THE LANDSCAPE CONTRACTOR SHALL MEET OR EXCEED THE STANDARDS SET FORTH IN THE AMERICAN STANDARDS FOR NURSERY STOCK, 2004 EDITION AND THE STANDARD SPECIFICATIONS.



1 SHADE TREE PLANTING DETAIL  
N.T.S.



3 PERENNIAL AND VINE PLANTING DETAIL  
N.T.S.



2 SHRUB PLANTING DETAIL  
N.T.S.