





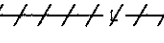





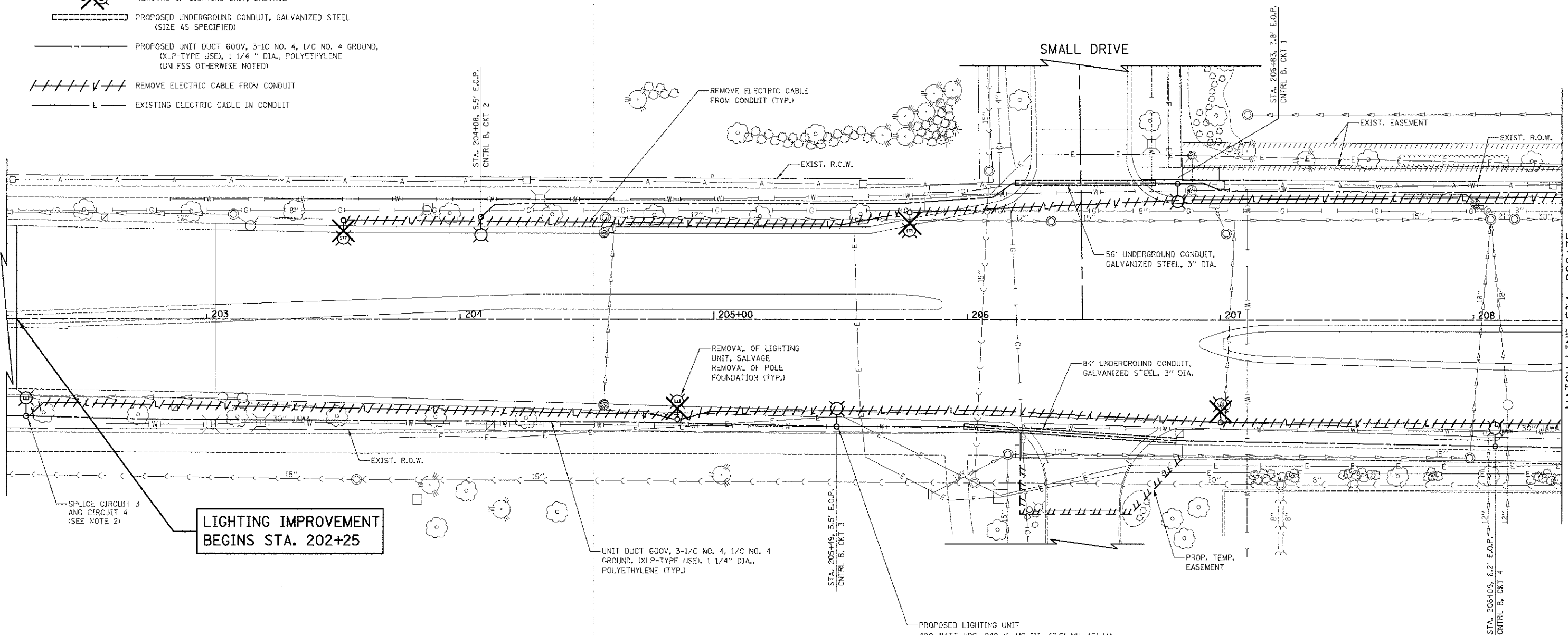
**LEGEND**

-  PROPOSED LIGHTING UNIT  
400 WATT HPS, 240 V, MS III, 47.5' MH, 15' MA  
POLE FOUNDATION, METAL
-  RELOCATED EXISTING LIGHTING UNIT  
150 WATT HPS, 240 V, MS III, 30' MH, 8' MA  
POLE FOUNDATION, METAL
-  EXISTING LIGHTING UNIT
-  PROPOSED LIGHTING HANDHOLE
-  PROPOSED LIGHTING CONTROLLER, SPECIAL  
200 AMP, 240/480 V
-  REMOVAL OF LIGHTING UNIT, SALVAGE
-  PROPOSED UNDERGROUND CONDUIT, GALVANIZED STEEL  
(SIZE AS SPECIFIED)
-  PROPOSED UNIT DUCT 600V, 3-1/C NO. 4, 1/C NO. 4 GROUND,  
(XLP-TYPE USE), 1 1/4" DIA., POLYETHYLENE  
(UNLESS OTHERWISE NOTED)
-  REMOVE ELECTRIC CABLE FROM CONDUIT
-  EXISTING ELECTRIC CABLE IN CONDUIT



DATE	
DESIGNED	
CHECKED	
IN CHARGE	
PROJECT NO.	
DATE	
DESIGNED	
CHECKED	
IN CHARGE	
PROJECT NO.	

DATE	
DESIGNED	
CHECKED	
IN CHARGE	
PROJECT NO.	
DATE	
DESIGNED	
CHECKED	
IN CHARGE	
PROJECT NO.	

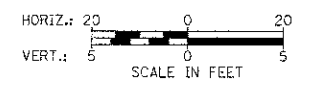


MATCH LINE STA. 208+35  
(SEE SHEET NO. 146)

**NOTES:**

1. THE INSTALLATION OF CONDUIT SLEEVES AND UNIT DUCTS SHALL BE SEQUENCED WITH THE REPLACEMENT OF THE PROPOSED PAVEMENT INCLUDING DRIVEWAYS AND SIDEWALKS. IF CONDUIT OR UNIT DUCT IS PUSHED BECAUSE FINAL SURFACE IS IN PLACE, THERE WILL BE NO ADDITIONAL COMPENSATION FOR PUSHING THE CONDUIT OR UNIT DUCT.
2. WHEN SPLICING TO EXISTING POLE, ANY AND ALL WORK REQUIRED TO RUN THE PROPOSED UNIT DUCT INTO EXISTING FOUNDATION SLEEVE AND SPLICING IN EXISTING POLE SHALL BE COVERED AND INCLUDED IN THE PAY ITEM FOR THE UNIT DUCT.

PROPOSED LIGHTING UNIT  
400 WATT HPS, 240 V, MS III, 47.5' MH, 15' MA;  
LIGHT POLE FOUNDATION METAL, 15" BOLT CIRCLE, 10" X 8";  
BREAKAWAY DEVICE, TRANSFORMER BASE, 15 INCH BOLT CIRCLE;  
(TYP.)



**BARRINGTON ROAD**

FILE NAME =  
...cod\sheet\2329.LIGHT.01.dgn

USER NAME = dja  
PLOT SCALE = 20,0000' / 1" / 1"  
PLOT DATE = 8/16/2012

DESIGNED - SJC  
DRAWN - SJC  
CHECKED - DNM  
DATE - 8-20-12

REVISED -  
REVISED -  
REVISED -  
REVISED -

**STATE OF ILLINOIS  
DEPARTMENT OF TRANSPORTATION**

**BARRINGTON ROAD  
LIGHTING PLANS**

SCALE: 1" = 20' SHEET NO. 1 OF 12 SHEETS STA. 202+25 TO STA. 208+35

F.A.U. RTE.	SECTION	COUNTY	TOTAL SHEETS	SHEET NO.
1322	01-00074-00-CH	COOK	245	145
CONTRACT NO. 63629			FED. ROAD DIST. NO. 1 ILLINOIS FED. AID PROJECT M-CM-6003(05D)	