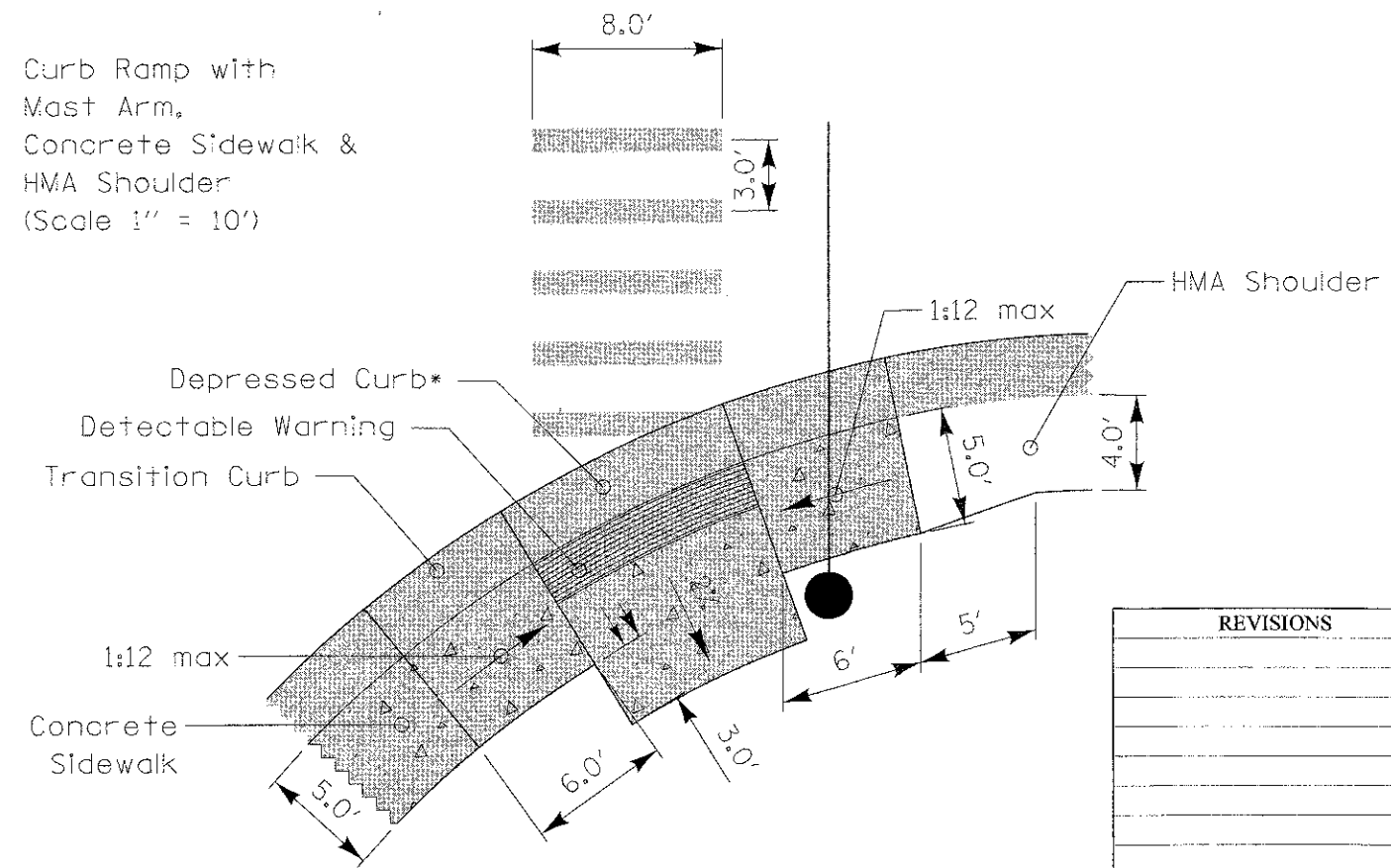
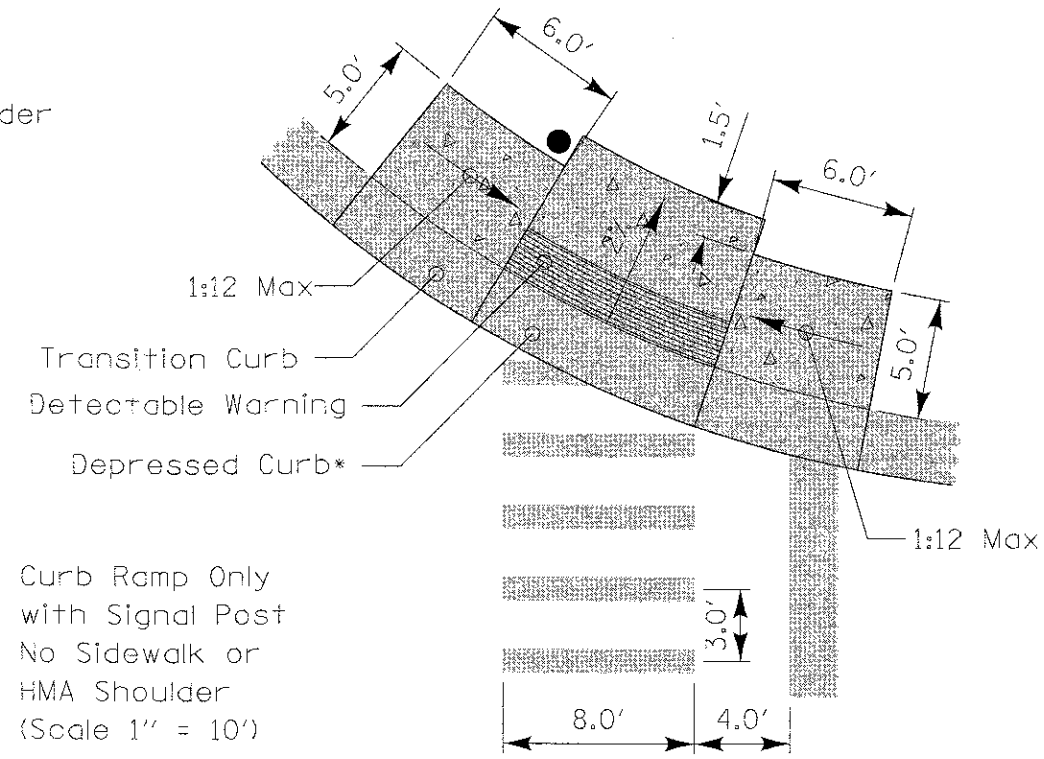
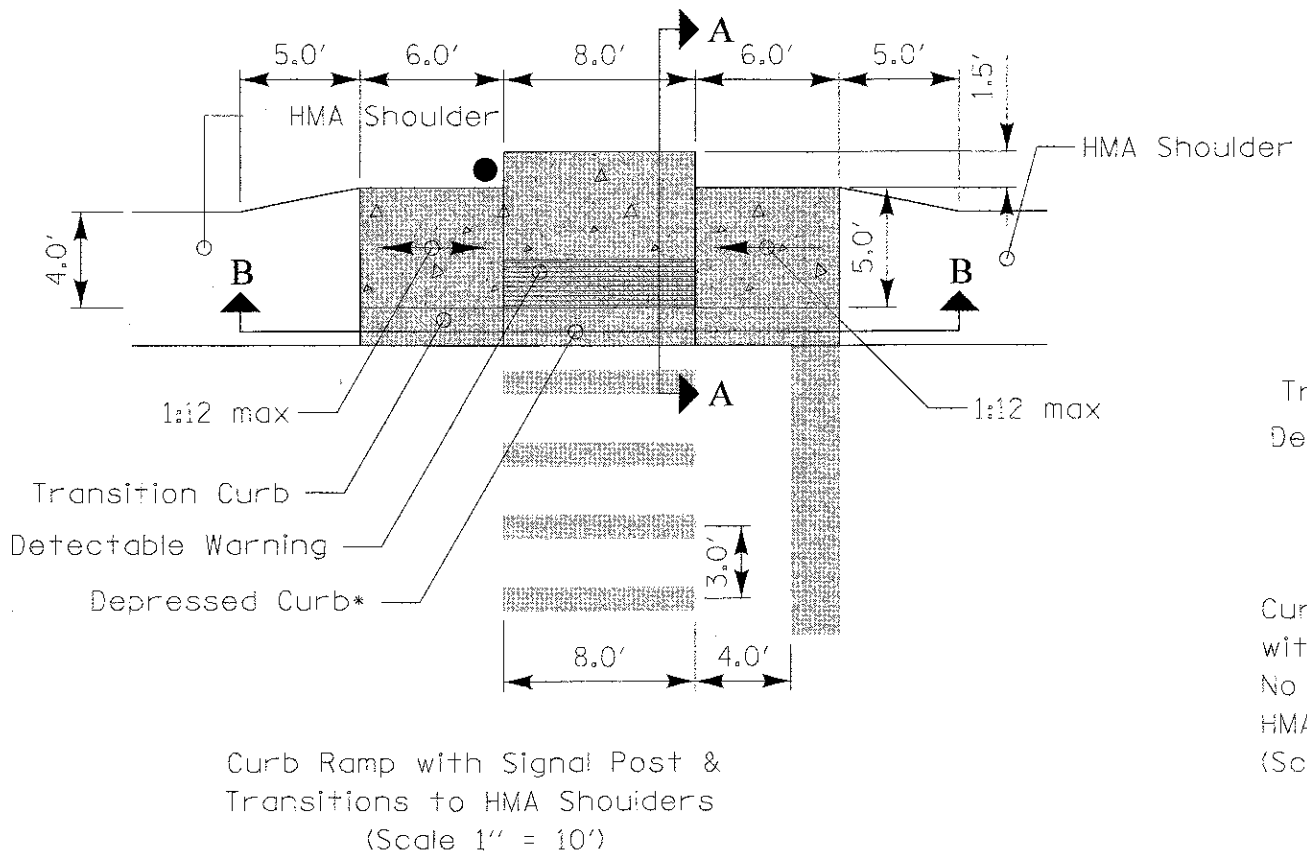


PROJECT: [] DATE: []
 DRAWN BY: []
 CHECKED BY: []
 DESIGNED BY: []
 DATE: []
 PROJECT NO.: []
 SHEET NO.: []
 TOTAL SHEETS: []
 CONTRACT NO.: []
 COUNTY: []
 SECTION: []
 F.A.U. RTE.: []
 SCALE: []
 STATE OF ILLINOIS
 DEPARTMENT OF TRANSPORTATION
 LAKE COUNTY STANDARDS
 CURB RAMPS with TRAFFIC SIGNAL POSTS & MAST ARMS
 (SHEET 1 OF 2)
 APPROVED BY: M. G. ZEMAITIS
 DATE: APRIL 1, 2007
 LCA201



•GENERAL NOTES:

1. The gutter slope for the DEPRESSED CURB adjacent to the curb ramp is a maximum of 5% (standard curb and gutter is 6%). The back of curb rise is 1/2" (standard depressed curb is 1 1/2"). See Section A-A (Sheet 2) and IDOT standard 606001 for the different curb dimensions.
2. The Depressed Curb and the Transition Curb will be paid for as COMBINATION CONCRETE CURB AND GUTTER of the type adjacent to the curb ramp.
3. The concrete area consisting of the landing (2% slope) and the side ramps (behind the transition curb) along with the continuation of the 5' concrete between adjacent ramps (if any) will be measured in square feet and paid for as PORTLAND CEMENT CONCRETE SIDEWALK of the thickness specified.
4. The detectable warnings shall be installed in accordance with Article 424.09 of the IDOT Standard Specifications and the LCDOT specification 42400800 DETECTABLE WARNINGS and shall be measured and paid for per square foot.
5. Since the width of the flag doesn't affect the construction of the ramp, both B-6.12 and B-6.24 Curb & Gutter are portrayed in this standard.

REVISIONS	DATE

LakeCounty
 Division of Transportation
 APPROVED BY: M. G. ZEMAITIS
 DATE: APRIL 1, 2007
CURB RAMPS with TRAFFIC SIGNAL POSTS & MAST ARMS
 (SHEET 1 OF 2)
 LCA201